

Tailoring 3D topological codes for biased noise

[arXiv: 2211.02116](https://arxiv.org/abs/2211.02116)

Arthur Pesah

University College London

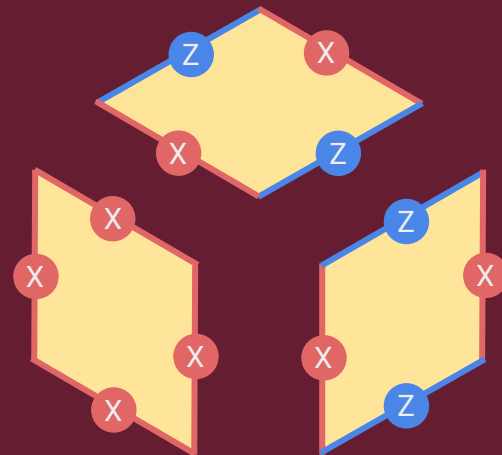
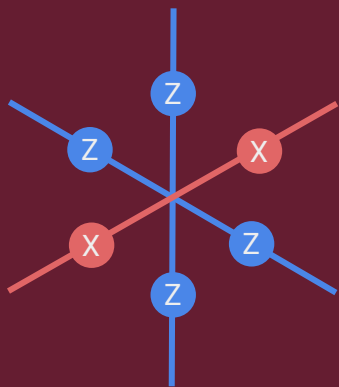
Joint work with:

Eric Huang (University of Maryland)

Christopher Chubb (ETH Zürich)

Michael Vasmer (Perimeter Institute)

Arpit Dua (Caltech)



Overview

Under biased noise, small changes to 3D topological codes can result in big improvements of their performance

Overview

Under **biased noise**, small changes to 3D topological codes can result in big improvements of their performance

① Biased noise

Biased noise: Z errors more likely than X and Y errors

Overview

Under **biased noise**, small changes to 3D topological codes can result in big improvements of their performance

① Biased noise

Biased noise: Z errors more likely than X and Y errors

Experimentally demonstrated for several types of quantum systems (e.g. cat qubits)

Overview

Under **biased noise**, small changes to 3D topological codes can result in big improvements of their performance

① Biased noise

Biased noise: Z errors more likely than X and Y errors

Experimentally demonstrated for several types of quantum systems (e.g. cat qubits)

Typical bias level: $\eta = 100$ (e.g. at AWS), i.e. Z errors 100x more likely than X and Y

Overview

Under biased noise, small changes to 3D topological codes can result in big improvements of their performance


① Biased noise

Three main code families considered in this work:

② 3D topological code



3D toric codes



Color code



Fracton codes

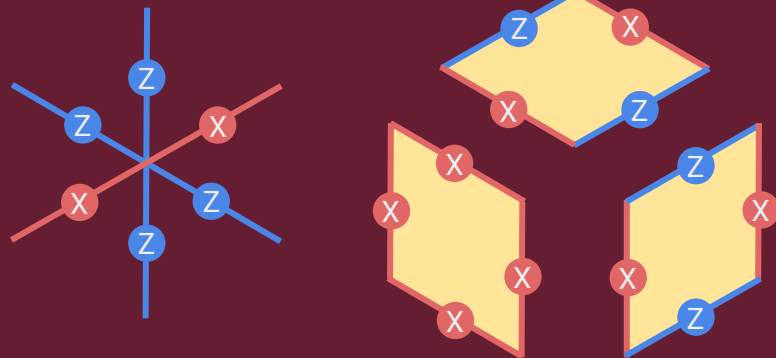


Overview

Under biased noise, **small changes** to 3D topological codes can result in big improvements of their performance

- ① Biased noise
- ② 3D topological code
- ③ **Small changes**

Clifford-deformation: we apply a Clifford gate (typically a Hadamard) on one axis



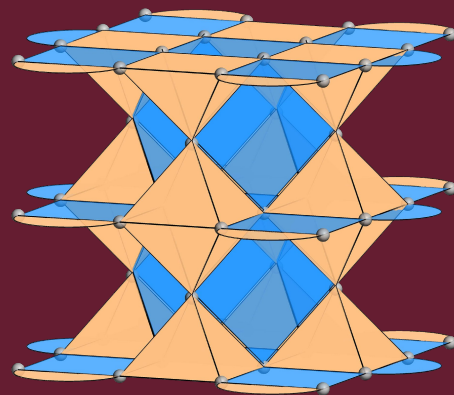
Overview

Under biased noise, **small changes** to 3D topological codes can result in big improvements of their performance

- ① Biased noise
- ② 3D topological code
- ③ **Small changes**

Clifford-deformation: we apply a Clifford gate (typically a Hadamard) on one axis

Dimension and layout: rotated 3D toric code



Overview

Under biased noise, small changes to 3D topological codes can result in **big improvements** of their performance

- ① Biased noise Code threshold of 50% at infinite bias using for all our codes
- ② 3D topological code
- ③ Small changes
- ④ **Big improvements**

Overview

Under biased noise, small changes to 3D topological codes can result in **big improvements** of their performance

① Biased noise

Code threshold of 50% at infinite bias using for all our codes

② 3D topological code

Subthreshold error rate of the 3D rotated toric code with some specific dimensions scales as

③ Small changes

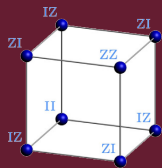
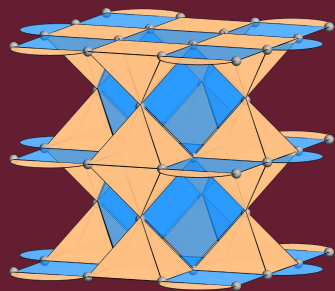
④ **Big improvements**

$$\bar{p} \propto e^{-\alpha d^3}$$

with the distance d of the code

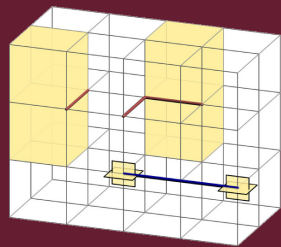

What you will learn in this talk

What are 3D codes and why are they interesting?



Single-shot

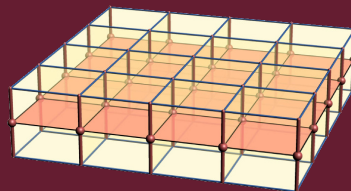
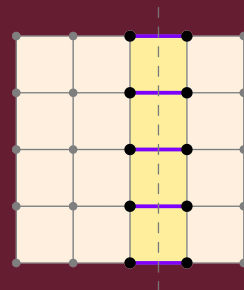
Transversal T



Partial self-correction

New phases of matter

How to prove that a code has a 50% threshold?



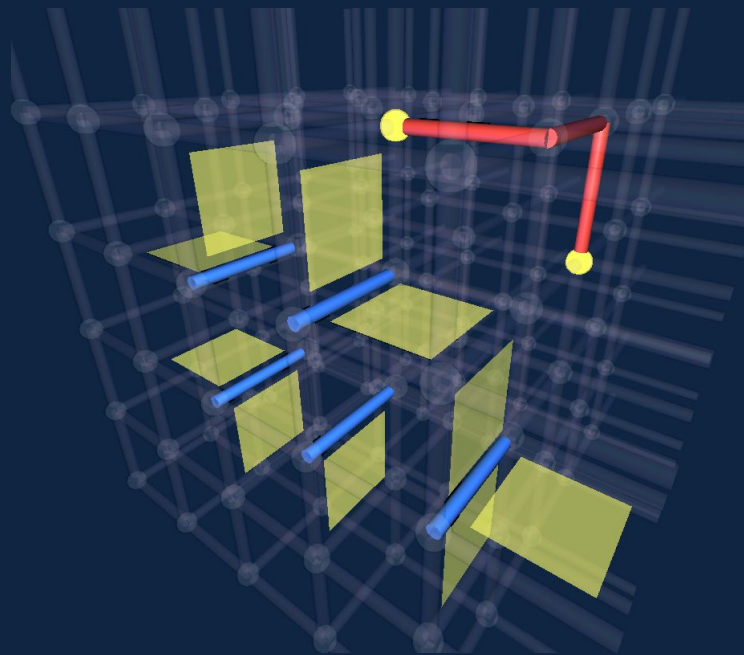
Materialized symmetries

Repetition codes

Weight-reduction

Outline

- ① A tour of 3D topological codes
- ② Clifford deformations of quantum codes
- ③ Code boundaries and subthreshold scaling



A TOUR OF 3D TOPOLOGICAL CODES

Why are 3D codes interesting?

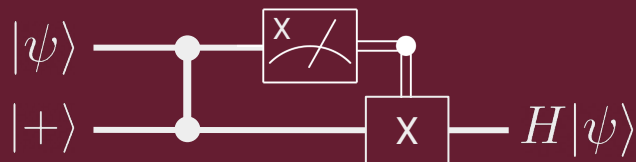
1. They can implement transversal non-Clifford gates

Bravyi-König theorem: transversal gates of a D-dimensional code are restricted to the Dth level of the Clifford hierarchy

⇒ 3D codes can (in principle) implement a T gate transversally, while 2D cannot (costly methods like magic state distillation are required)


Eastin-Knill theorem: no code has a universal set of transversal gate

⇒ 3D codes often have a non-Clifford gate that cannot be implemented transversally (e.g. Hadamard), but state injection is possible for them without distillation.



Why are 3D codes interesting?

1. They can implement transversal non-Clifford gates
2. They can have single-shot error correction



Why are 3D codes interesting?

1. They can implement transversal non-Clifford gates
2. They can have single-shot error correction



Why are 3D codes interesting?

1. They can implement transversal non-Clifford gates
2. They can have single-shot error correction

Examples:

- 3D toric/color code for Z errors
- Subsystem 3D toric/color code for all errors



Why are 3D codes interesting?

1. They can implement transversal non-Clifford gates
2. They can have single-shot error correction
3. They can have partial self-correction

Self-correction: when putting the code in a thermal bath, the coherence time of the logical qubits is exponential in the lattice size (no decoding needed)

Partial self-correction: the coherence time is exponential up to a given lattice size, then decreases

Fractons such as the Haah code have partial self-correction

Why are 3D codes interesting?

1. They can implement transversal non-Clifford gates
2. They can have single-shot error correction
3. They can have partial self-correction
4. They correspond to interesting new phases of matter

2D translation-invariant stabilizer codes have been fully classified (for prime dimensional qudits), and **they are all copies of the 2D toric codes** up to local unitaries [Haah, 2018]

On the other hand, 3D codes are much more diverse (e.g. with fractons).
Classifying all 3D phases is still an open problem.

What is the catch?

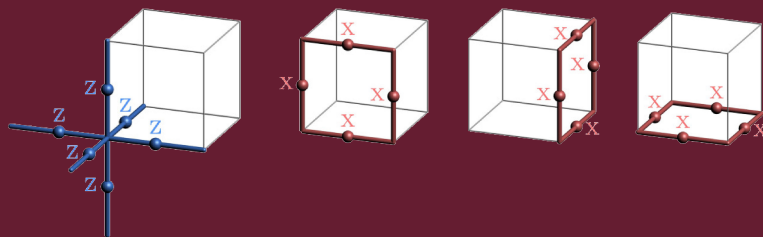
1. They require a **higher connectivity**
2. They often require **more qubits** to achieve a given distance
3. This added overhead can make their **non-Clifford gates more costly** than magic state distillation [Kubica et al., 2021]

However, several reasons to be optimistic:

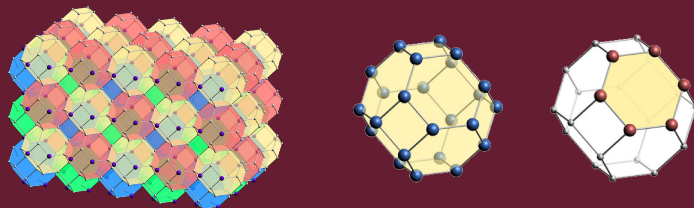
1. Recent work on **single-shot decoding** of the 3D subsystem toric code has shown a considerably improved threshold [Kubica & Vasmer, 2022]
2. **Fractal 3D codes** could improve the qubit count of those codes [Zhu et al, 2021]
3. This work: **biased noise** can also improve the threshold

Main 3D code families

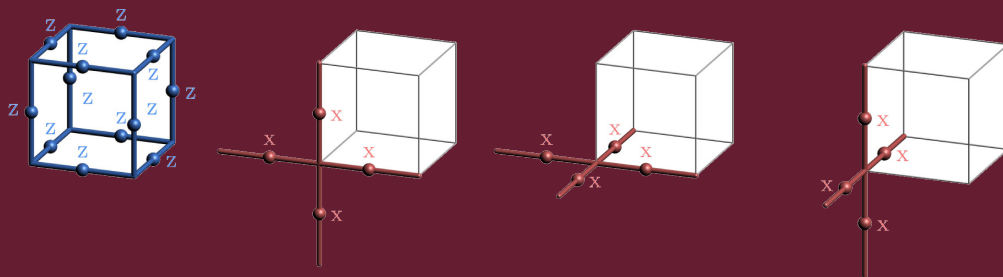
3D toric codes

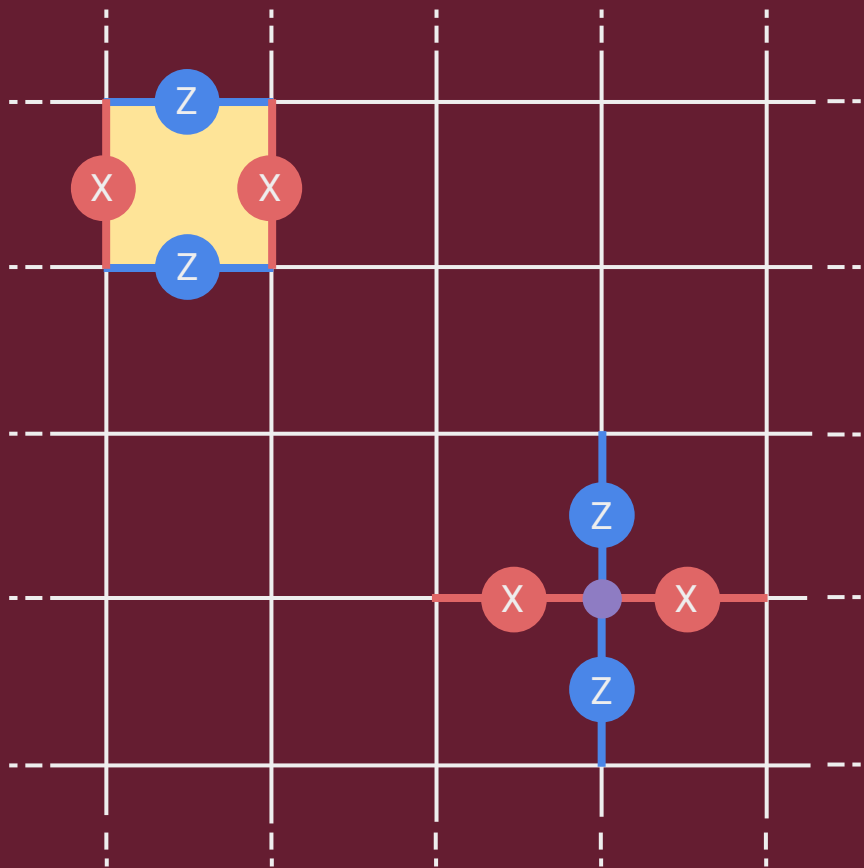


3D color codes



Fracton codes
(e.g. X-cube model)





CLIFFORD-DEFORMATION OF
QUANTUM CODES

XZZX surface code

XZZX surface code

Motivation:

- 1) Classical codes usually have a 50% threshold (e.g. rep. code)

XZZX surface code

Motivation:

- 1) Classical codes usually have a 50% threshold (e.g. rep. code)
- 2) If we have infinite bias noise (e.g. pure Z noise), we could use a classical code and obtain a 50% threshold

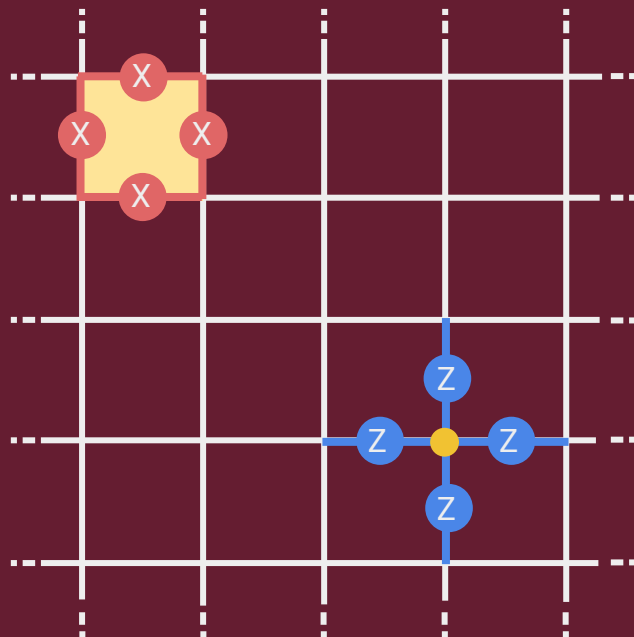
XZZX surface code

Motivation:

- 1) Classical codes usually have a 50% threshold (e.g. rep. code)
- 2) If we have infinite bias noise (e.g. pure Z noise), we could use a classical code and obtain a 50% threshold
- 3) However, the surface code (and many other codes) don't have a 50% threshold at infinite bias (e.g. the surface code has 10%)

XZZX surface code

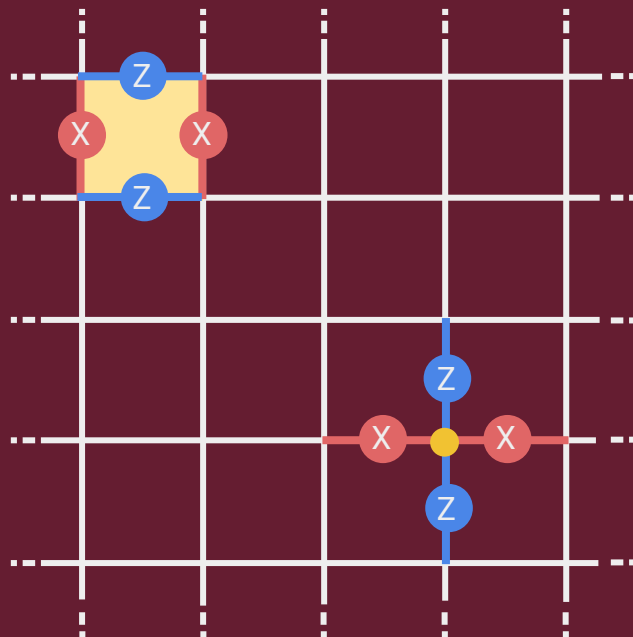
Goal: find stabilizers that work better under biased noise



XZZX surface code

Goal: find stabilizers that work better under biased noise

Idea: apply a Hadamard operator on the horizontal axis

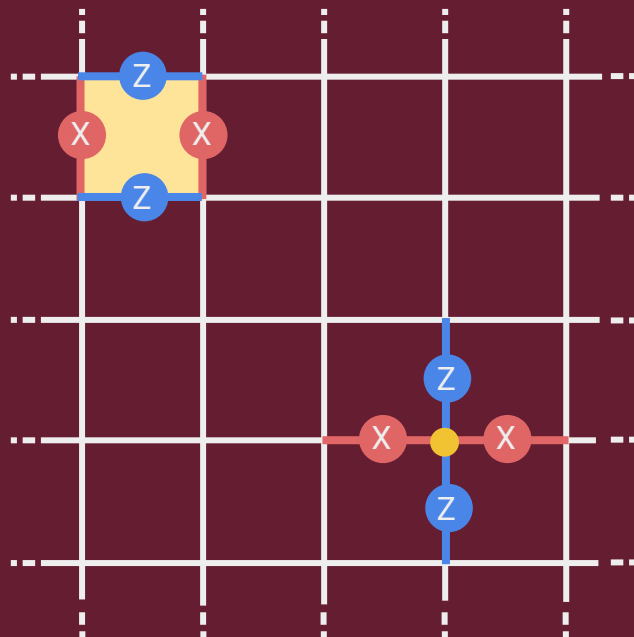


XZZX surface code

Goal: find stabilizers that work better under biased noise

Idea: apply a Hadamard operator on the horizontal axis

Infinite Z bias: the Z part of the stabilizers becomes useless

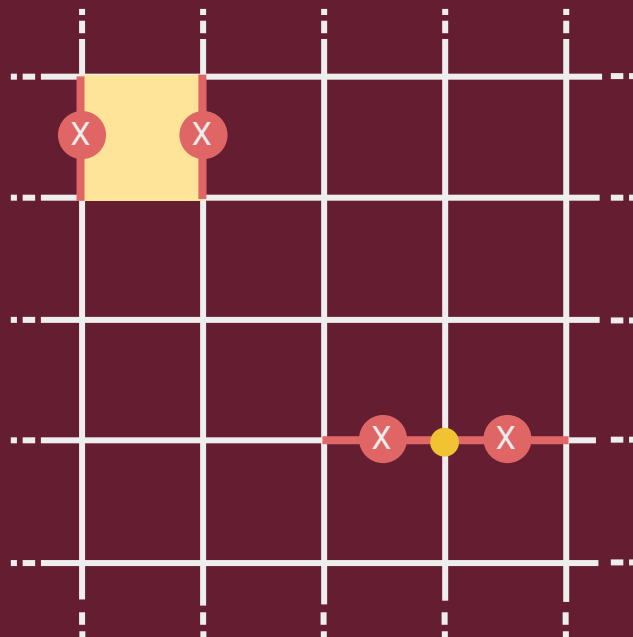


XZZX surface code

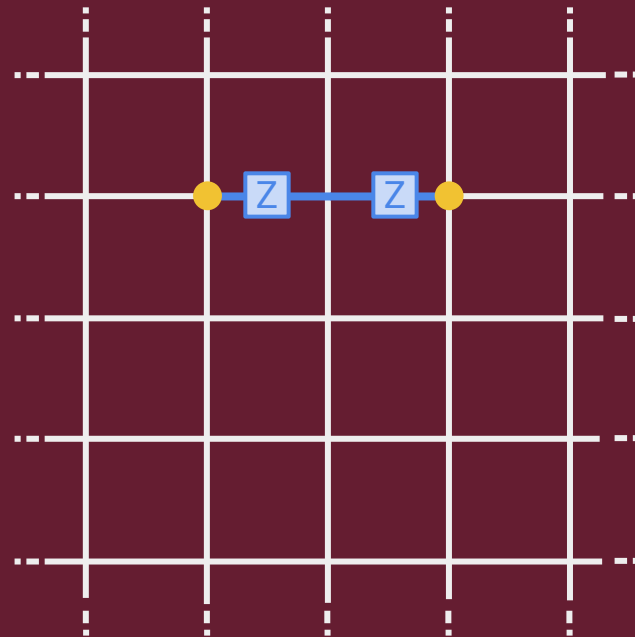
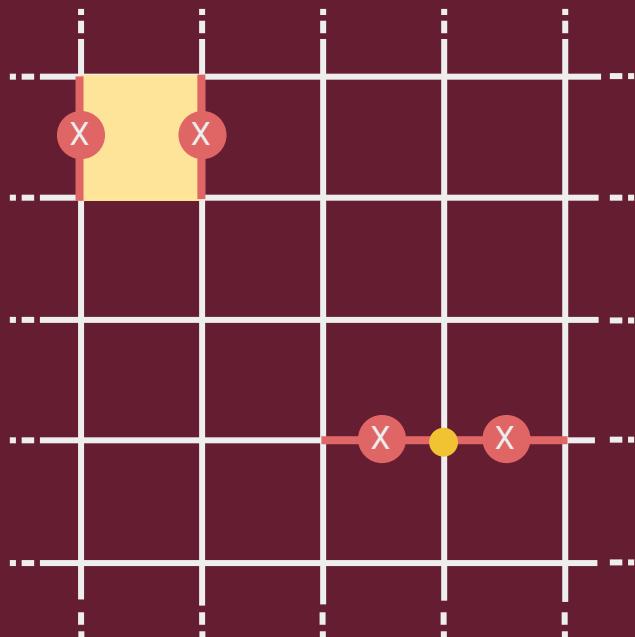
Goal: find stabilizers that work better under biased noise

Idea: apply a Hadamard operator on the horizontal axis

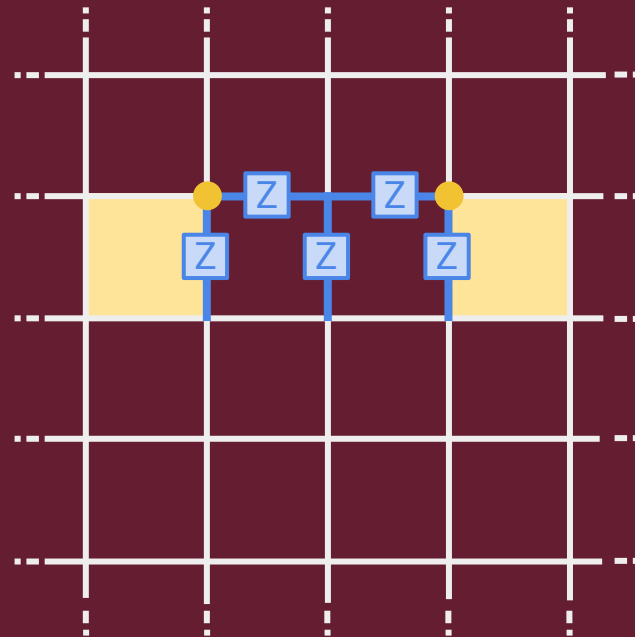
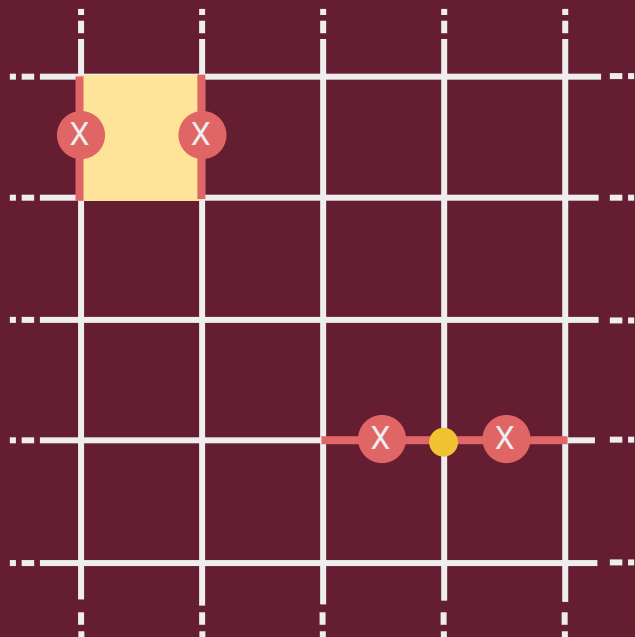
Infinite Z bias: the Z part of the stabilizers becomes useless



XZZX surface code



XZZX surface code

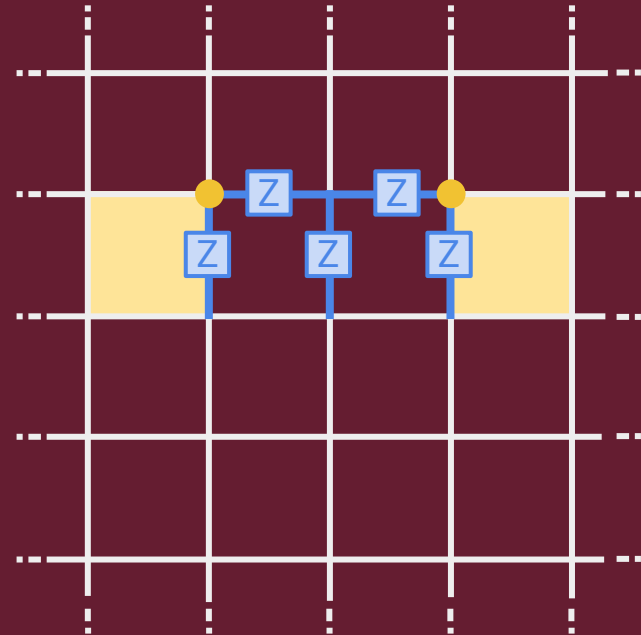


XZZX surface code

Extremely biased noise
Only Z errors


Decoding problem
Tackle each row of the lattice
independently

Threshold?
50%
(same as the repetition code)



XZZX surface code

The symmetry perspective




XZZX surface code

The symmetry perspective

In the normal surface code, we have:

$$\prod_{f \in \text{lattice}} S_f = I \quad \prod_{v \in \text{lattice}} S_v = I$$



XZZX surface code


The symmetry perspective

In the normal surface code, we have:

$$\prod_{f \in \text{lattice}} S_f = I \quad \prod_{v \in \text{lattice}} S_v = I$$

That's what we call a **materialized symmetry** & it leads to a conservation law for the syndrome:


$$\prod_{v \in \text{lattice}} s_v = 1 \quad \prod_{f \in \text{lattice}} s_f = 1$$



XZZX surface code

The symmetry perspective

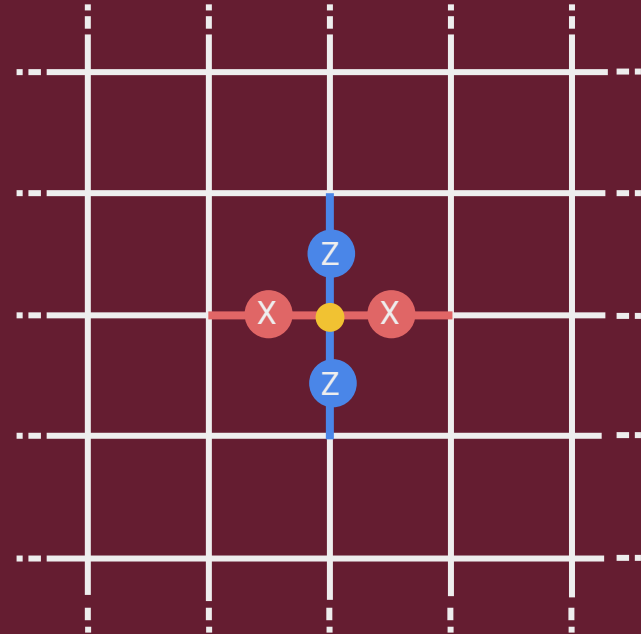
In the XZZX surface code, we have effective linear symmetries under pure Z noise:



XZZX surface code

The symmetry perspective

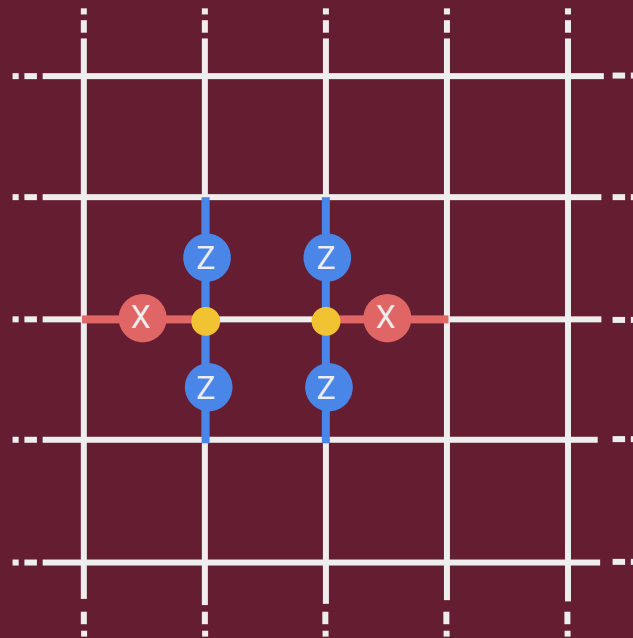
In the XZZX surface code, we have effective linear symmetries under pure Z noise:



XZZX surface code

The symmetry perspective

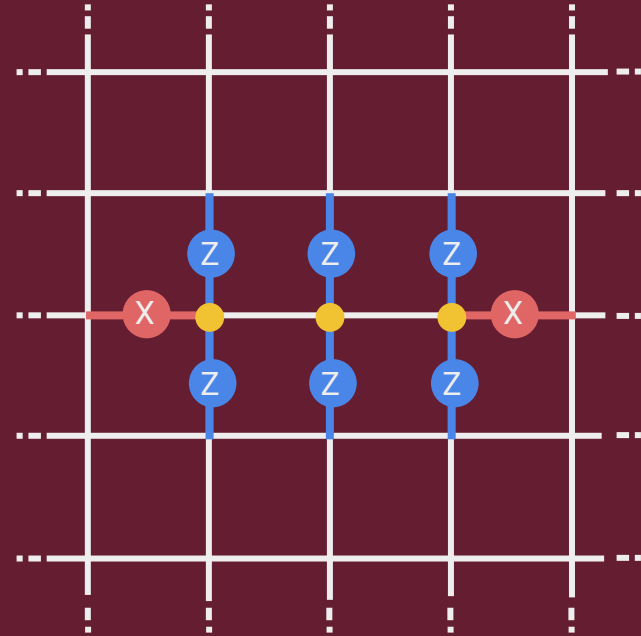
In the XZZX surface code, we have effective linear symmetries under pure Z noise:



XZZX surface code

The symmetry perspective

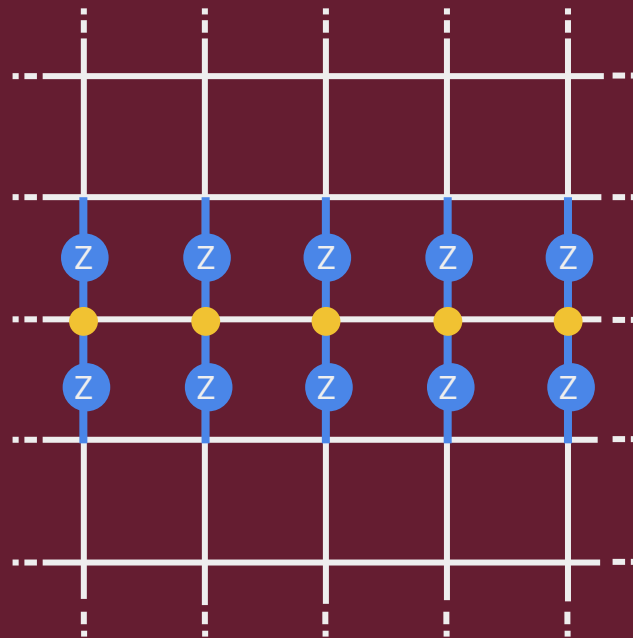
In the XZZX surface code, we have effective linear symmetries under pure Z noise:



XZZX surface code

The symmetry perspective

In the XZZX surface code, we have effective linear symmetries under pure Z noise:



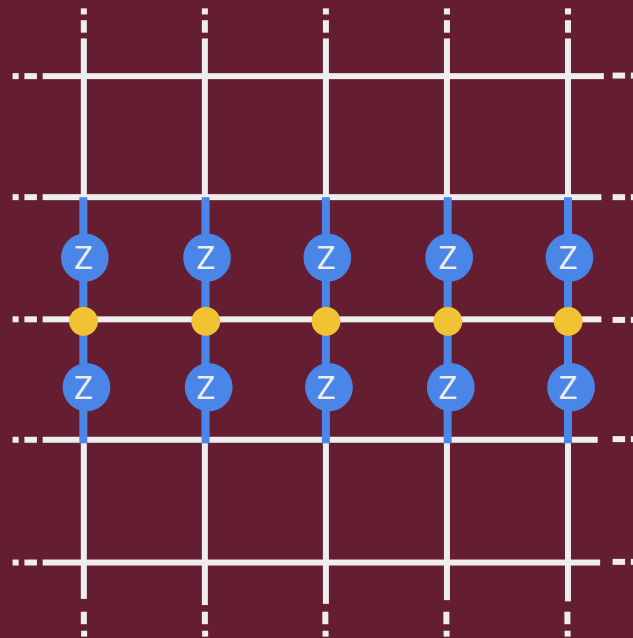
XZZX surface code

The symmetry perspective

In the XZZX surface code, we have effective linear symmetries under pure Z noise:

$$\prod_{f \in \text{row}} S_f = I \quad \prod_{v \in \text{row}} S_v = I$$

as the Z part of stabilizers is irrelevant under pure Z noise



XZZX surface code

The symmetry perspective

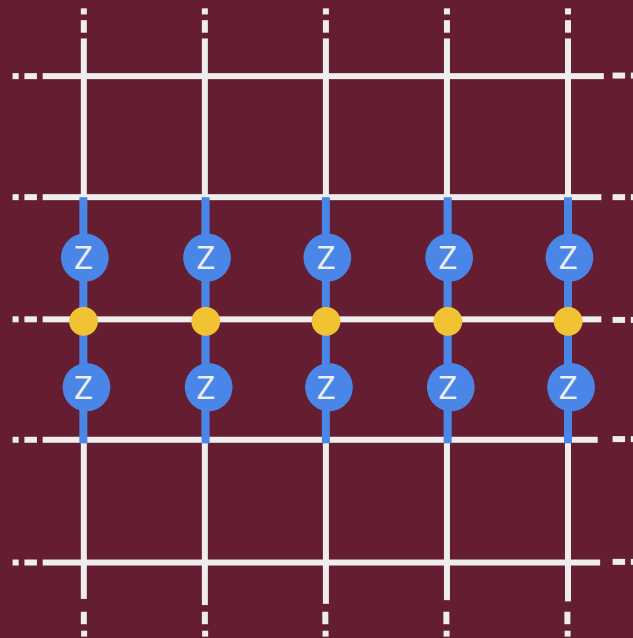
In the XZZX surface code, we have effective linear symmetries under pure Z noise:

$$\prod_{f \in \text{row}} S_f = I \quad \prod_{v \in \text{row}} S_v = I$$

as the Z part of stabilizers is irrelevant under pure Z noise

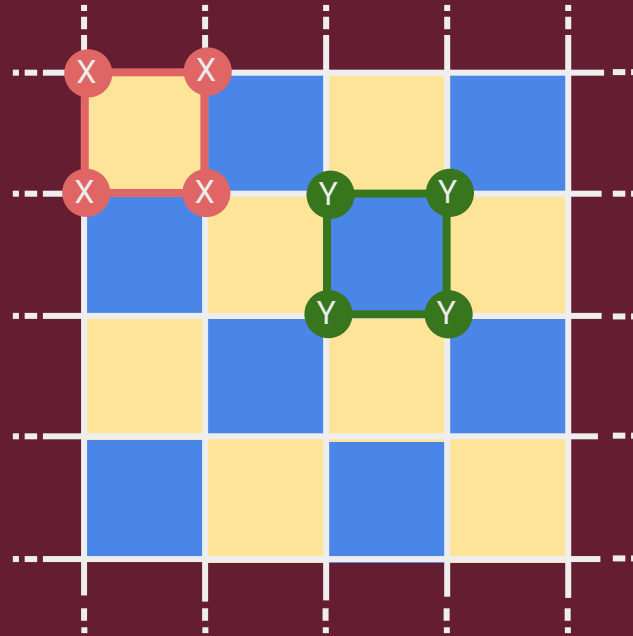
⇒ even number of excitation along each line

⇒ matching along each line!



XY surface code

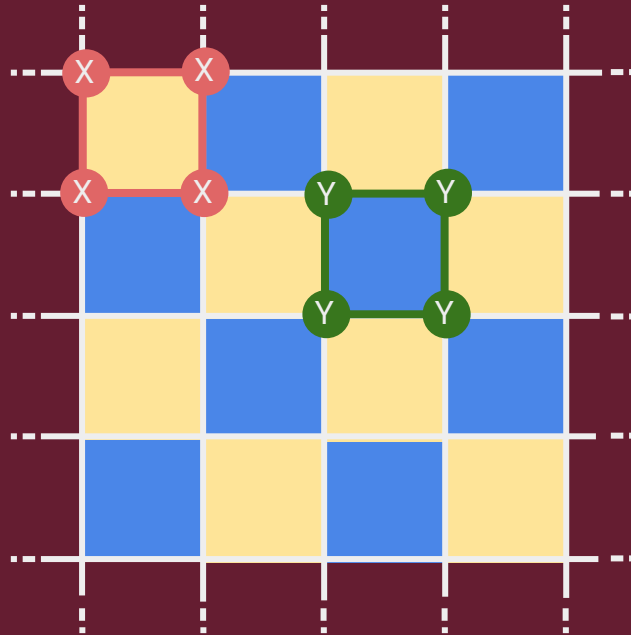
Clifford-deformation:
Hadamard + S gate on all
qubits



XY surface code

Clifford-deformation:
Hadamard + S gate on all
qubits

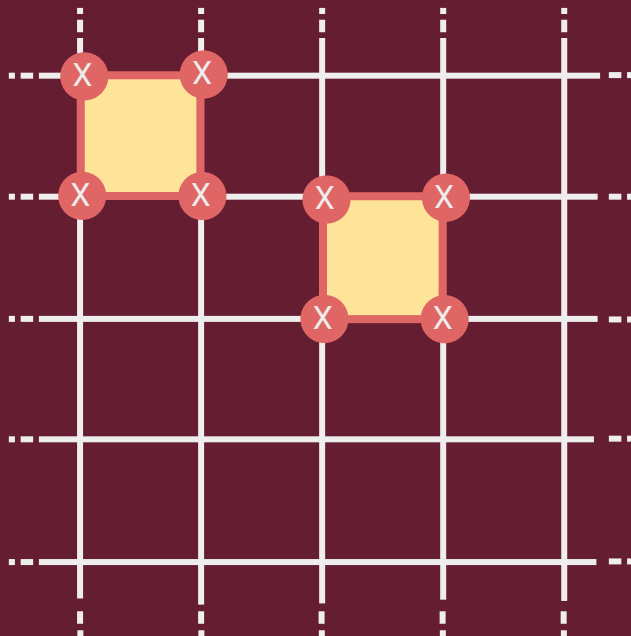
Infinite Z-bias: X and Y
acts similarly



XY surface code

Clifford-deformation:
Hadamard + S gate on all
qubits

Infinite Z-bias: X and Y
acts similarly

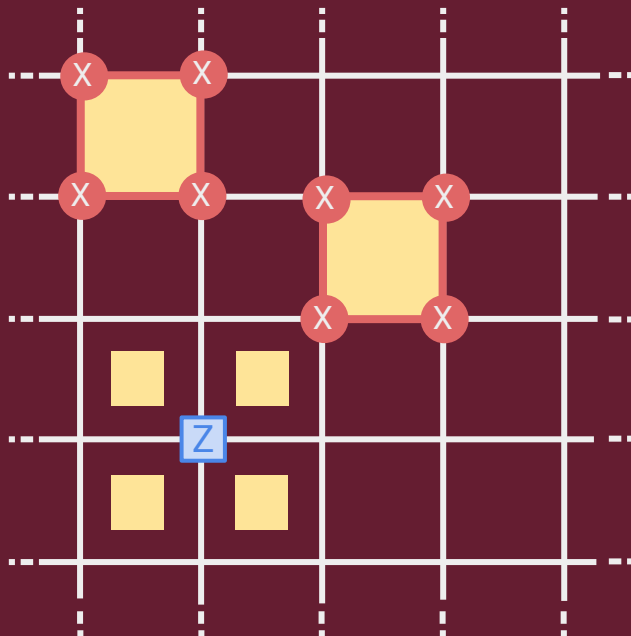


XY surface code

Clifford-deformation:
Hadamard + S gate on all
qubits

Infinite Z-bias: X and Y
acts similarly

Z errors activate the 4
neighboring plaquettes

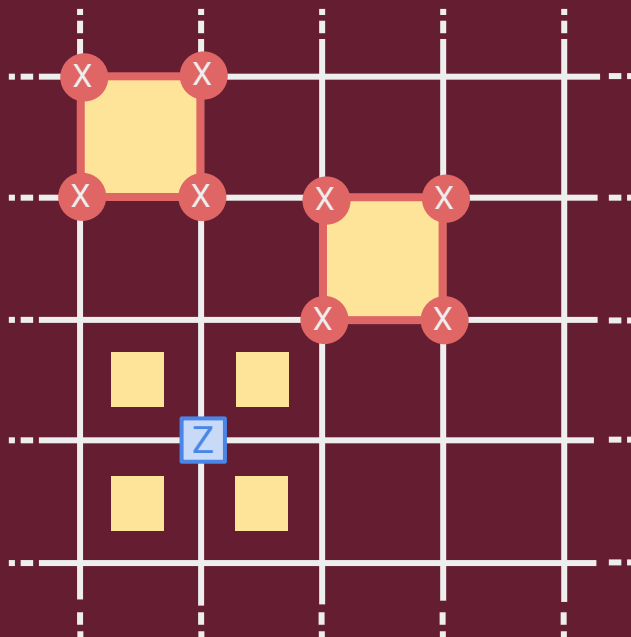


XY surface code

Clifford-deformation:
Hadamard + S gate on all qubits

Infinite Z-bias: X and Y acts similarly

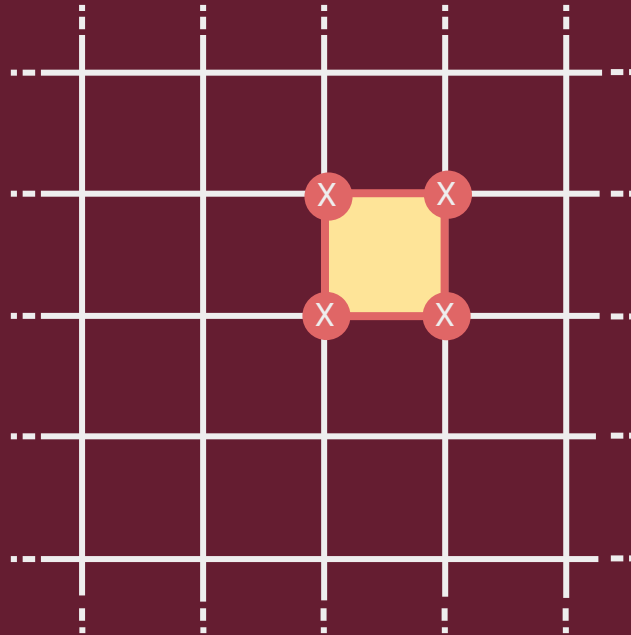
Z errors activate the 4 neighboring plaquettes



Question: why does this code have a 50% threshold?

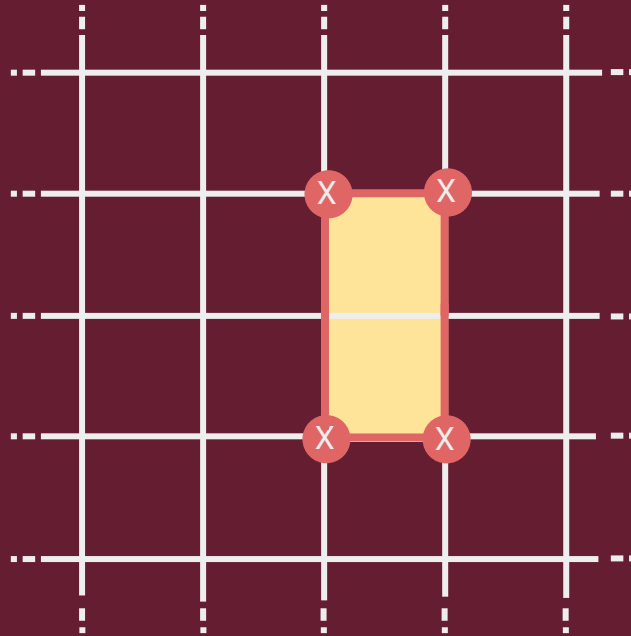
XY surface code

Materialized symmetry:
along every row & column



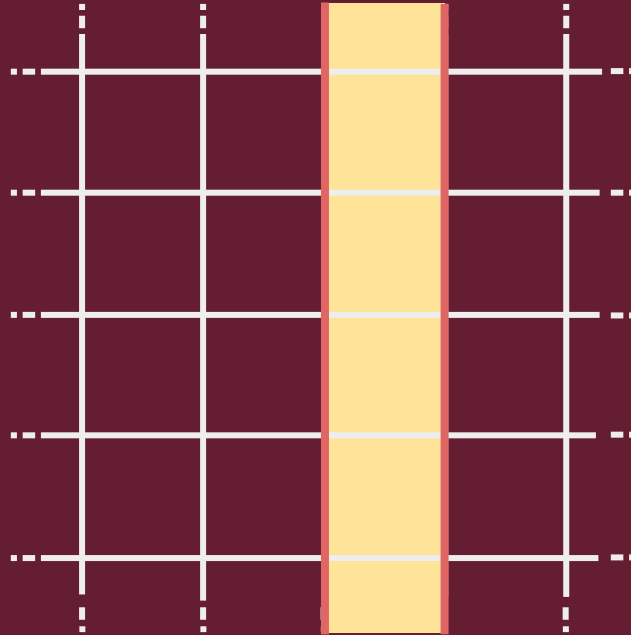
XY surface code

Materialized symmetry:
along every row & column



XY surface code

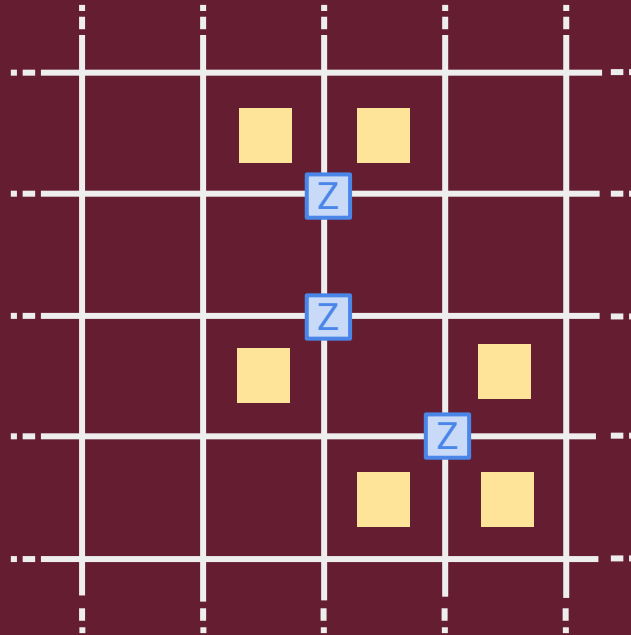
Materialized symmetry:
along every row & column



XY surface code

Materialized symmetry:
along every row & column

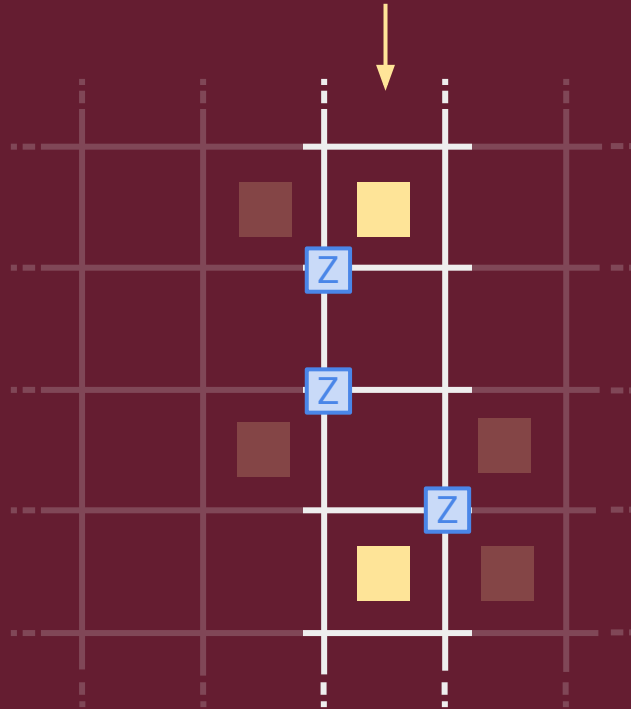
Conservation law:
Each column has an even
number of excitations



XY surface code

Materialized symmetry:
along every row & column

Conservation law:
Each column has an even
number of excitations

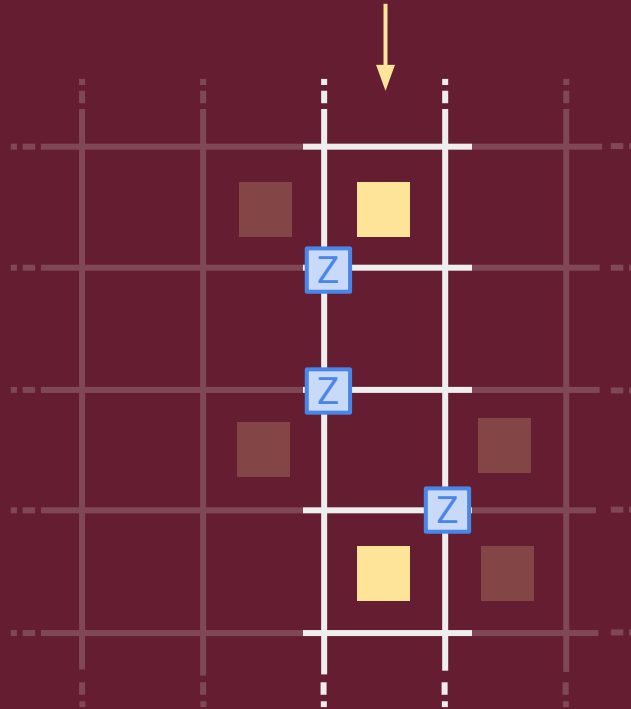


XY surface code

Materialized symmetry:
along every row & column

Conservation law:
Each column has an even
number of excitations

High degeneracy on a
given column

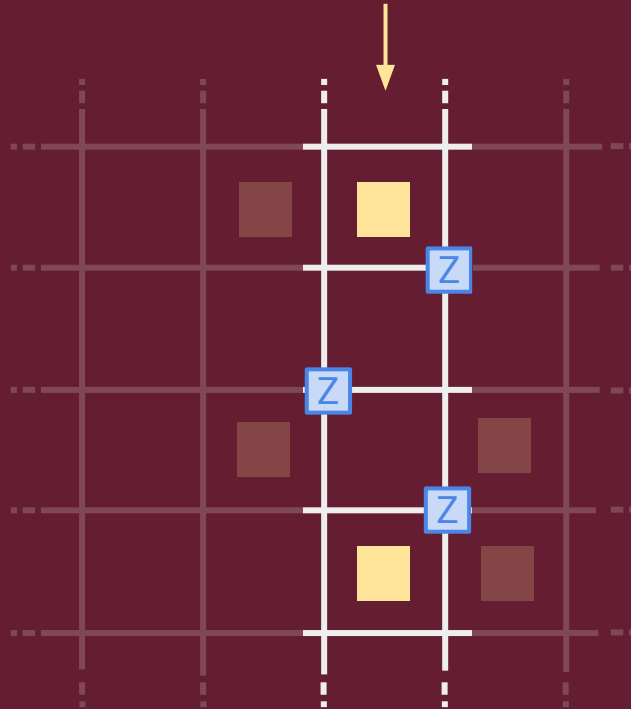


XY surface code

Materialized symmetry:
along every row & column

Conservation law:
Each column has an even
number of excitations

High degeneracy on a
given column

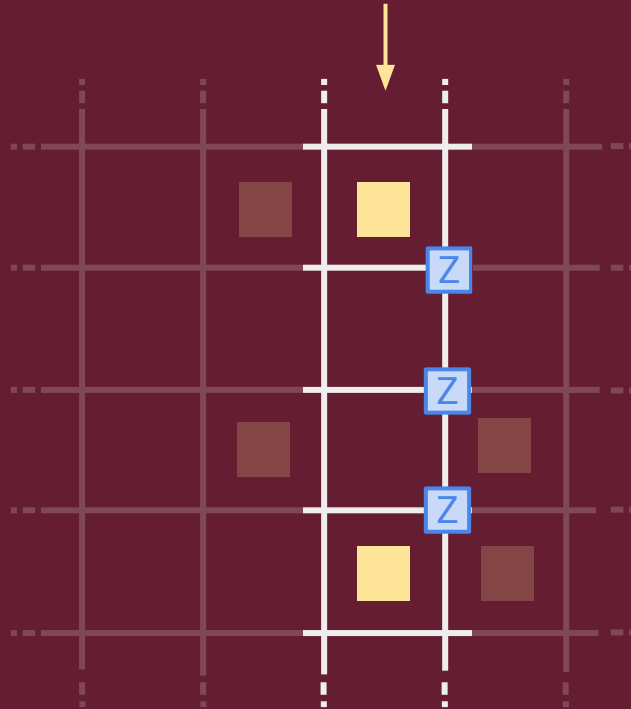


XY surface code

Materialized symmetry:
along every row & column

Conservation law:
Each column has an even
number of excitations

High degeneracy on a
given column

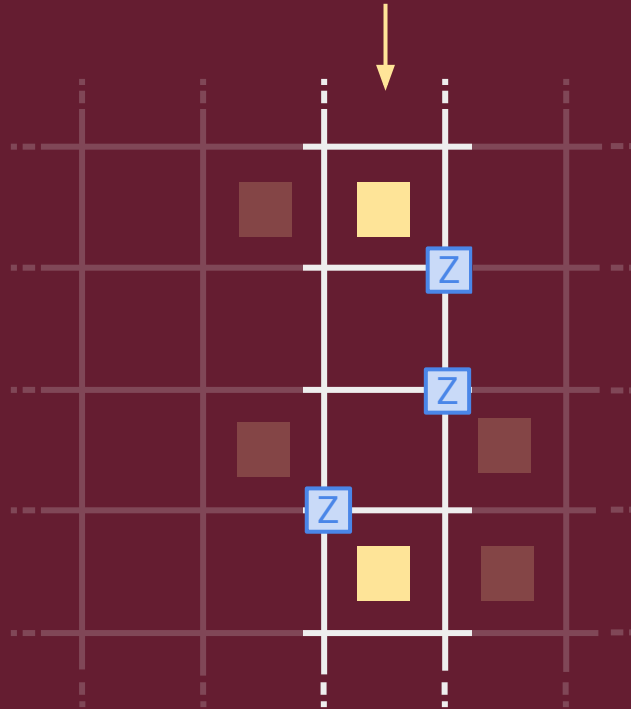


XY surface code

Materialized symmetry:
along every row & column

Conservation law:
Each column has an even
number of excitations

High degeneracy on a
given column

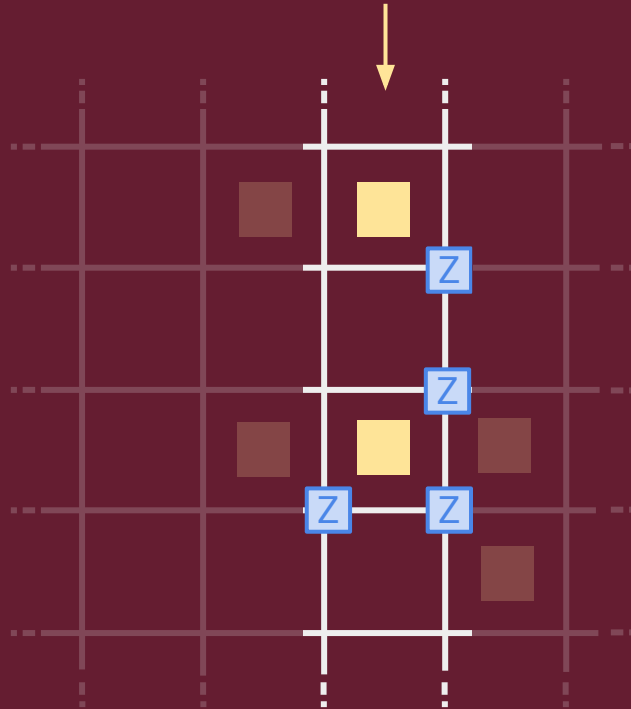


XY surface code

Materialized symmetry:
along every row & column

Conservation law:
Each column has an even
number of excitations

High degeneracy on a
given column



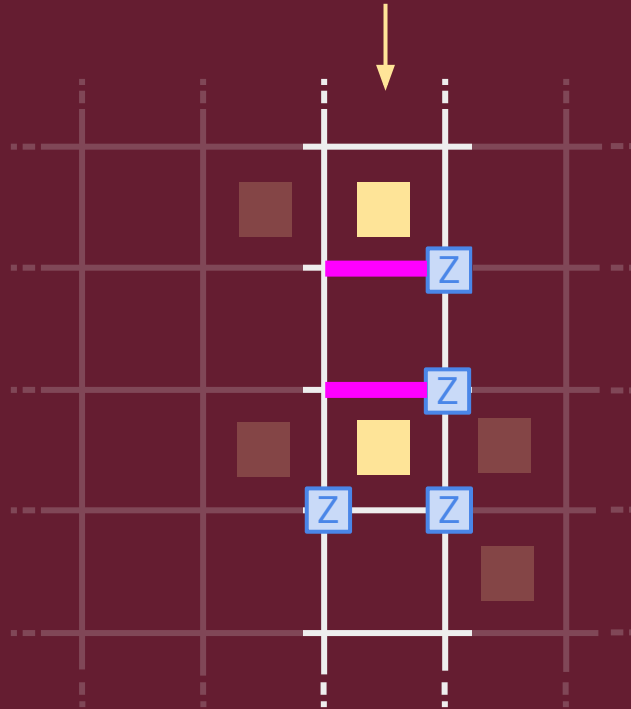
XY surface code

Materialized symmetry:
along every row & column

Conservation law:
Each column has an even
number of excitations

High degeneracy on a
given column

The parity at each
horizontal edge is what
matters!



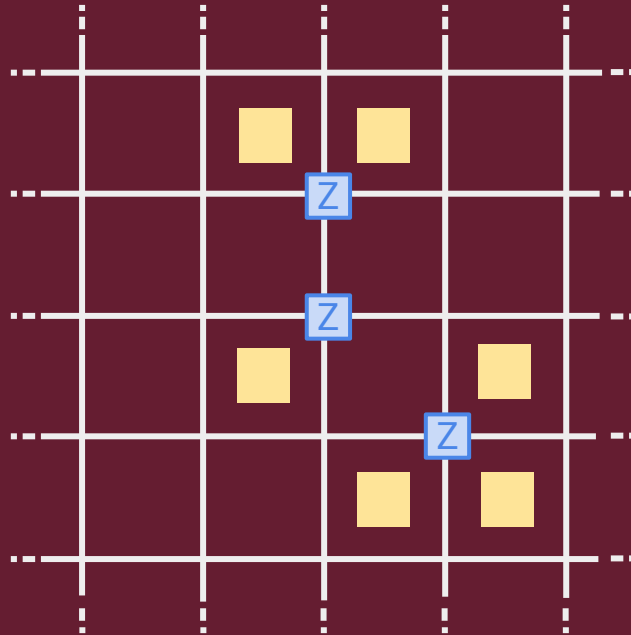
XY surface code

Materialized symmetry:
along every row & column

Conservation law:
Each column has an even
number of excitations

High degeneracy on a
given column

The parity at each
horizontal edge is what
matters!



Decoding strategy

Step 1: match along each
column and predict the parity
of each horizontal edge

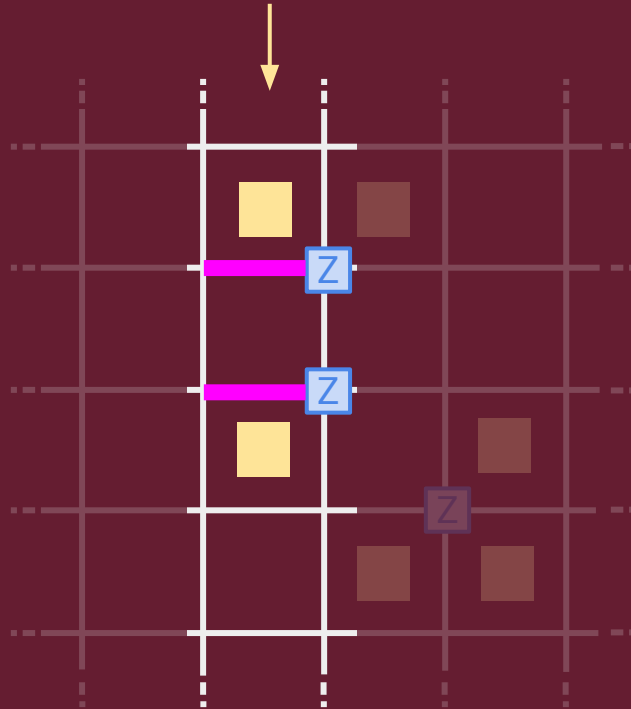
XY surface code

Materialized symmetry:
along every row & column

Conservation law:
Each column has an even
number of excitations

High degeneracy on a
given column

The parity at each
horizontal edge is what
matters!



Decoding strategy

Step 1: match along each
column and predict the parity
of each horizontal edge

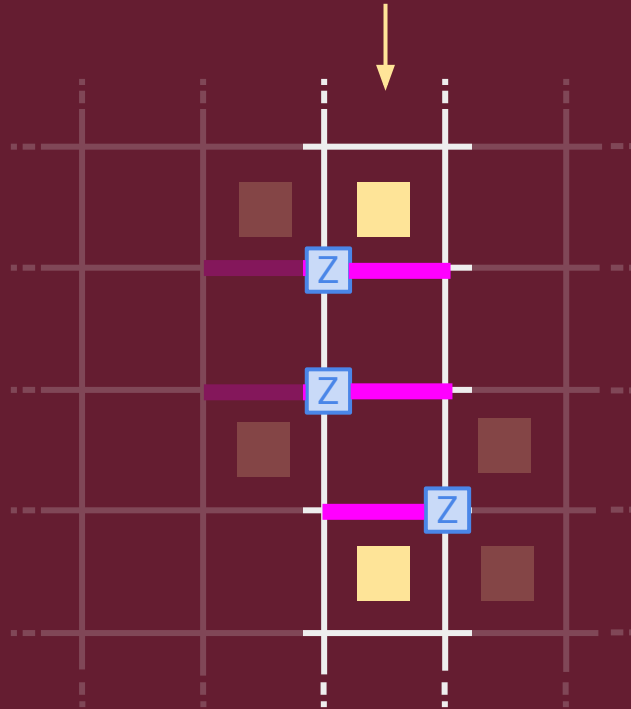
XY surface code

Materialized symmetry:
along every row & column

Conservation law:
Each column has an even
number of excitations

High degeneracy on a
given column

The parity at each
horizontal edge is what
matters!



Decoding strategy

Step 1: match along each
column and predict the parity
of each horizontal edge

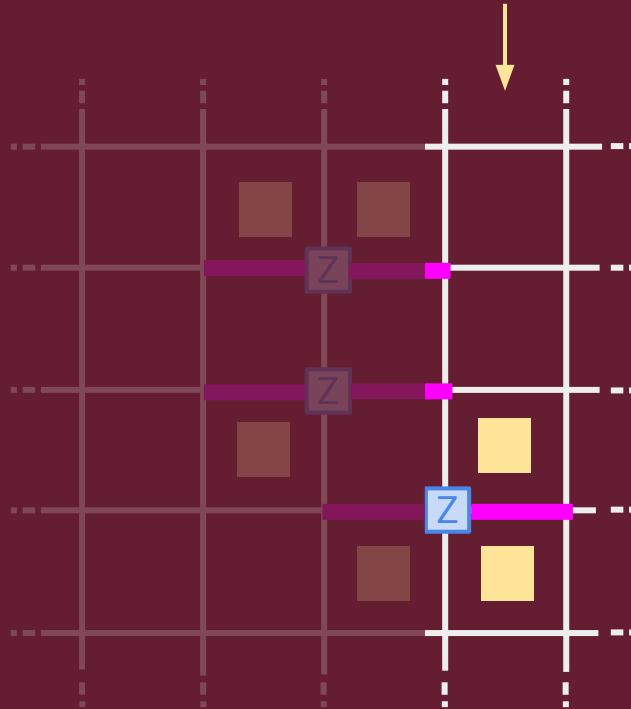
XY surface code

Materialized symmetry:
along every row & column

Conservation law:
Each column has an even
number of excitations

High degeneracy on a
given column

The parity at each
horizontal edge is what
matters!



Decoding strategy

Step 1: match along each
column and predict the parity
of each horizontal edge

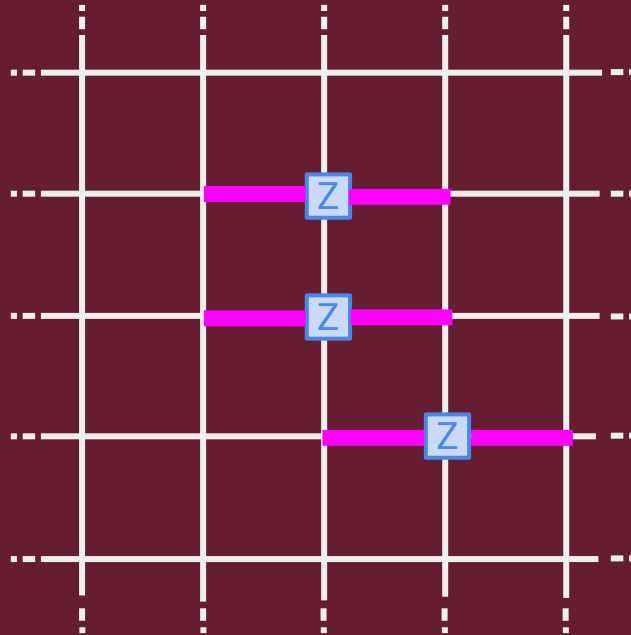
XY surface code

Materialized symmetry:
along every row & column

Conservation law:
Each column has an even
number of excitations

High degeneracy on a
given column

The parity at each
horizontal edge is what
matters!



Decoding strategy

Step 1: match along each
column and predict the parity
of each horizontal edge

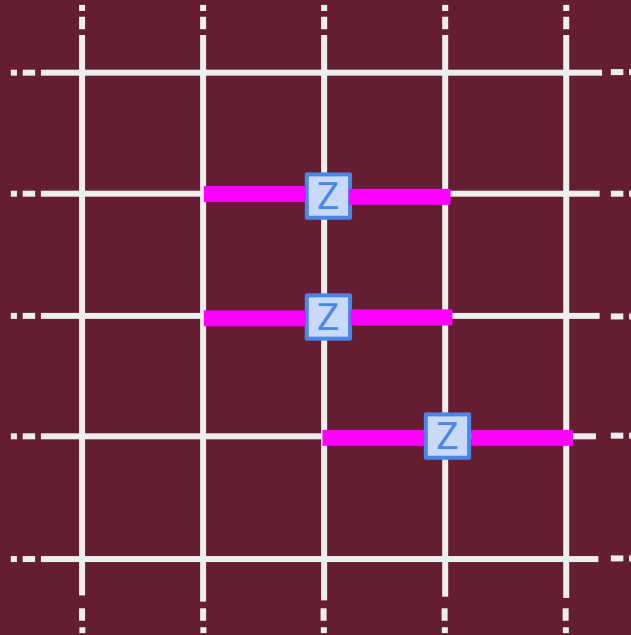
XY surface code

Materialized symmetry:
along every row & column

Conservation law:
Each column has an even
number of excitations

High degeneracy on a
given column

The parity at each
horizontal edge is what
matters!



Decoding strategy

Step 1: match along each
column and predict the parity
of each horizontal edge

Step 2: match along each
row

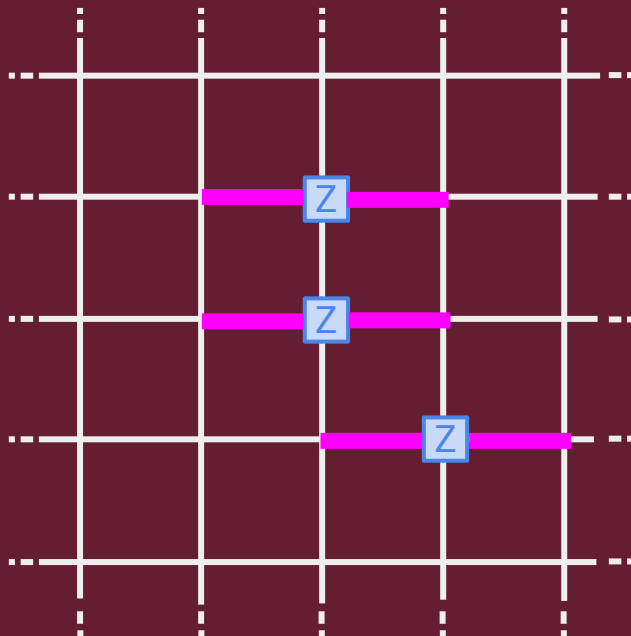
XY surface code

Materialized symmetry:
along every row & column

Conservation law:
Each column has an even
number of excitations

High degeneracy on a
given column

The parity at each
horizontal edge is what
matters!



Decoding strategy

Step 1: match along each
column and predict the parity
of each horizontal edge

Step 2: match along each
row

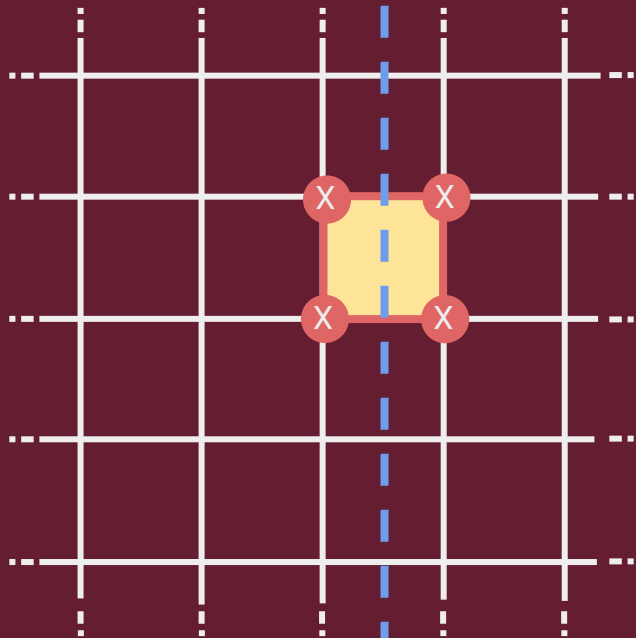
Why 50% threshold?

(Show on blackboard)

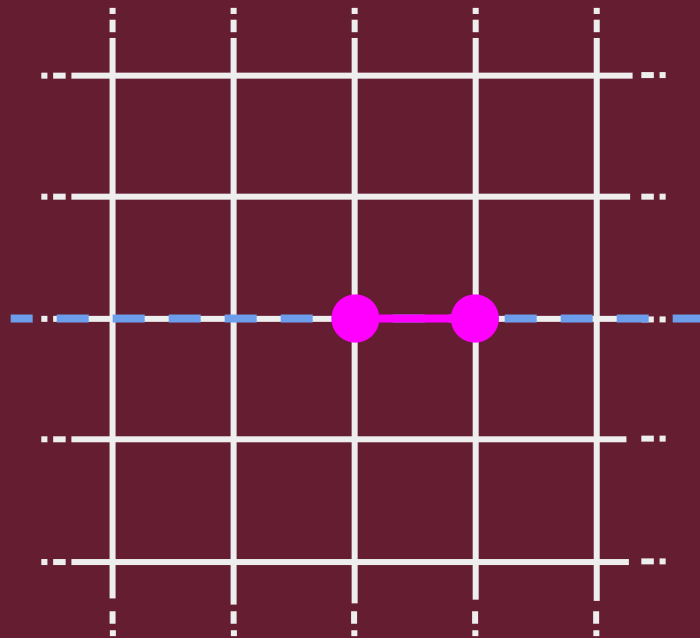
XY surface code

Weight-reduction technique


Step 1: exploit vertical symmetry



Step 2: exploit horizontal symmetry




3D toric code



Stabilizers of the CSS toric code



Hadamard on
the vertical axis


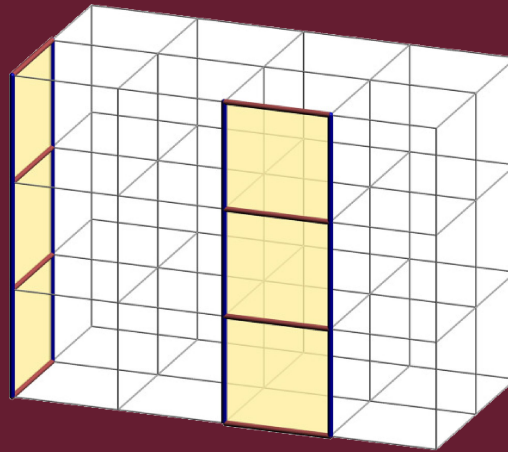
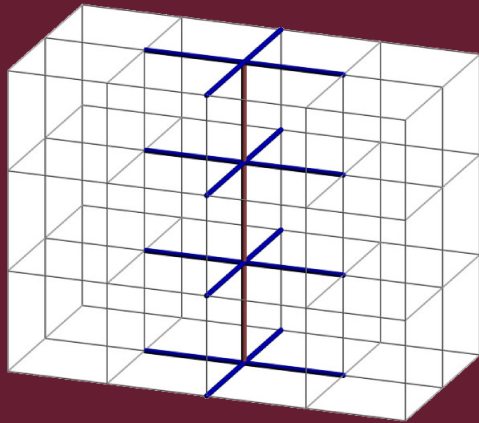


Stabilizers of the deformed toric code

3D toric code

What happens at infinite Z bias?

Linear symmetries for vertex stabilizers and vertical plaquettes

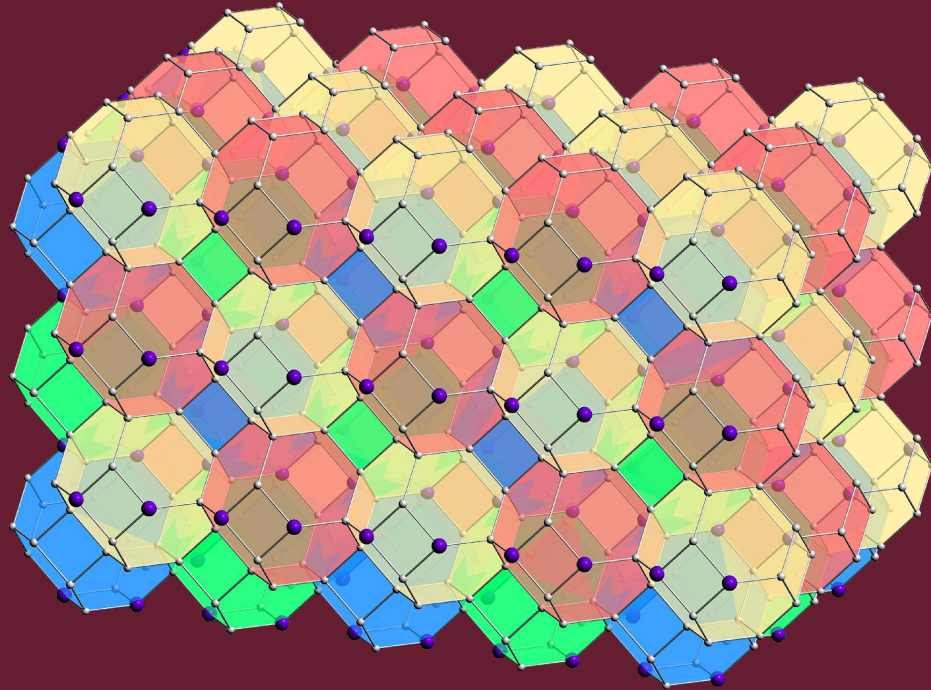


Stabilizers of the deformed toric code

We can decode all the qubits by solving repetition codes along those symmetries

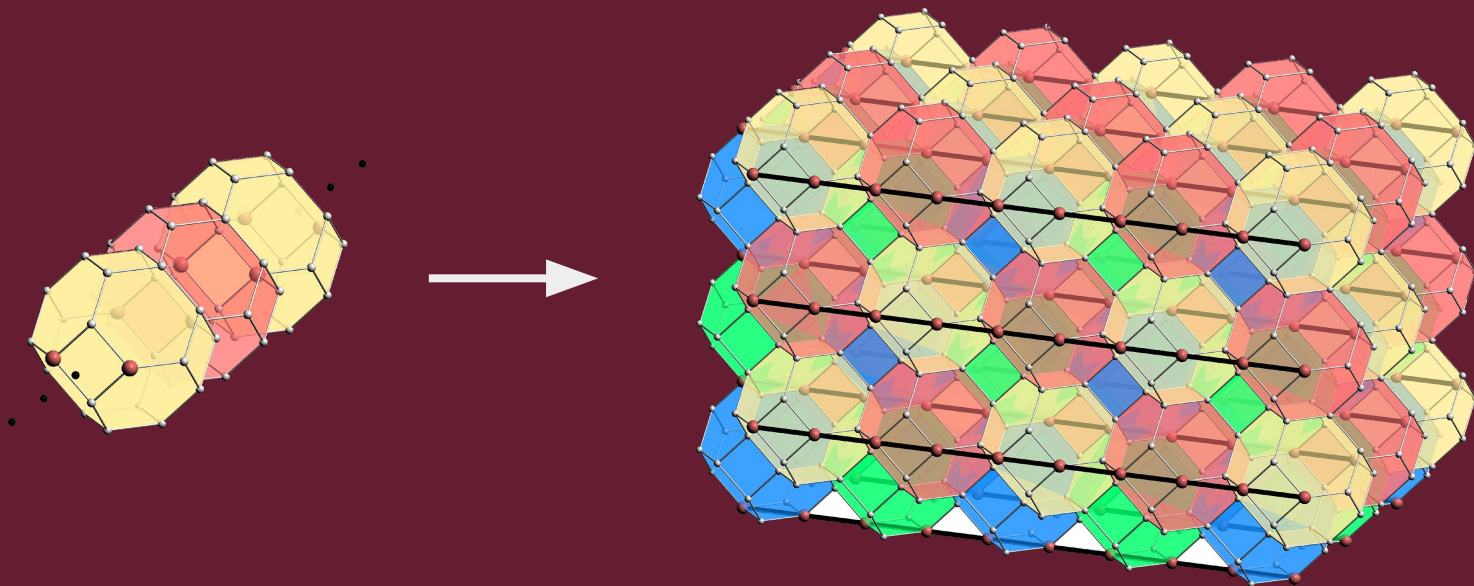
3D color code

Clifford-deformation: Hadamard on each purple vertex

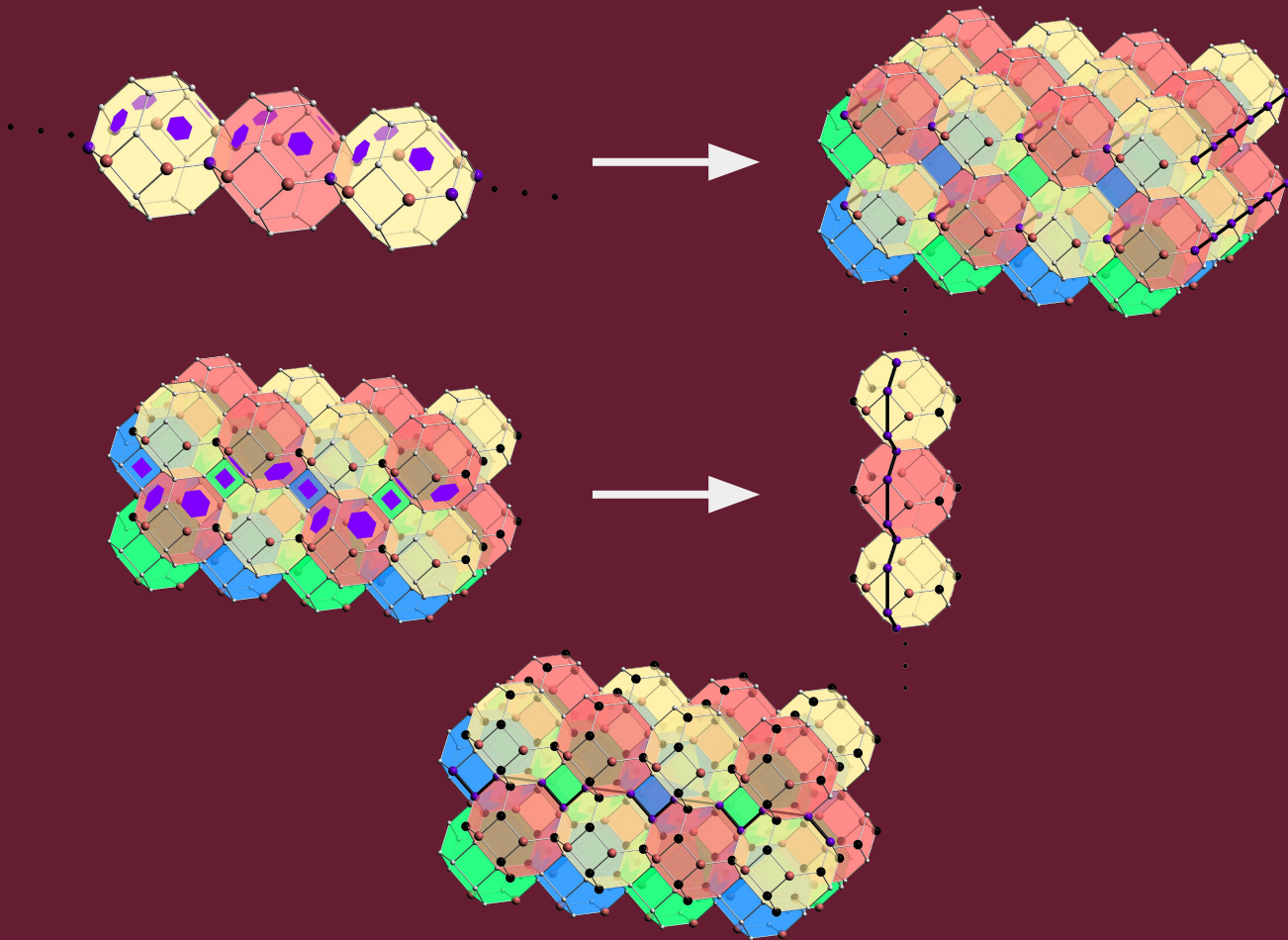


3D color code

Cell decoding: 2-step weight-reduction



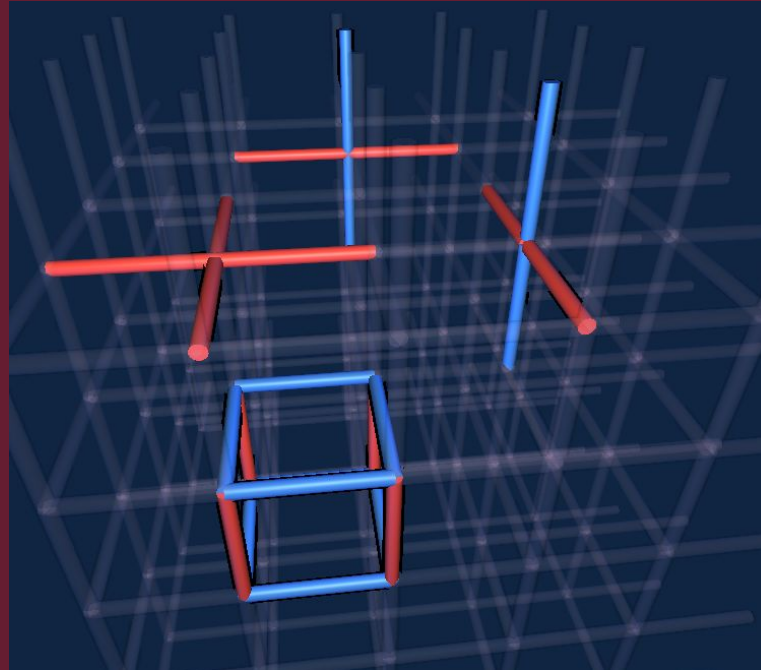
3D color code



Plaquette decoding:
weight-reduction on
several subsets of
qubits

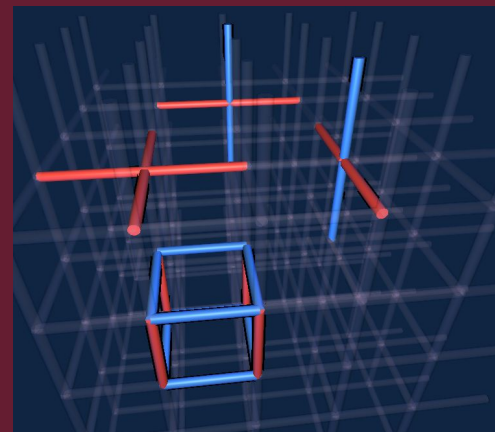
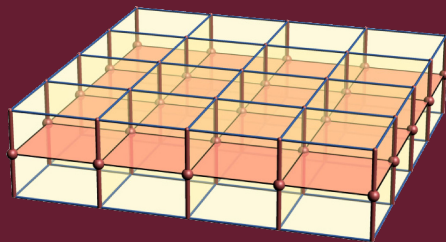
X-cube model

Clifford-deformation: Hadamard on horizontal qubits




X-cube model

Cube decoding: reduces to an XY surface code on each layer



Stabilizers of the deformed X-cube

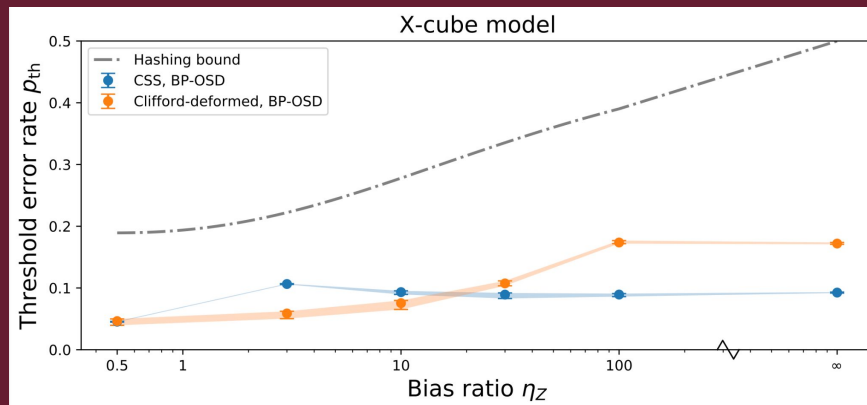
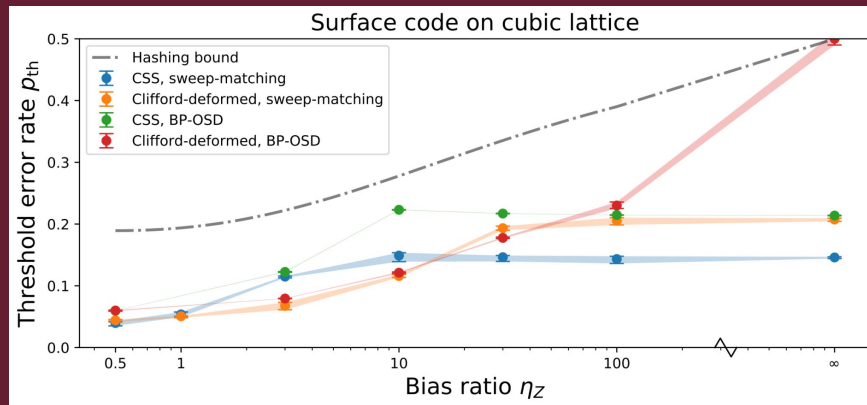
Vertex decoding: exploit simple linear materialized symmetries

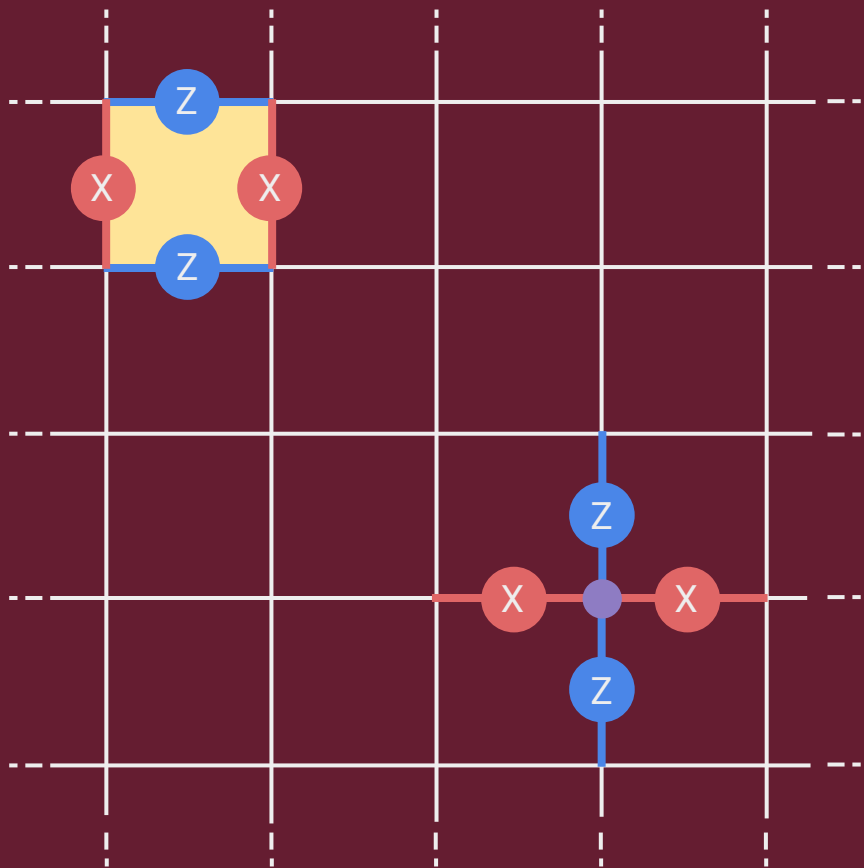


Finite-bias analysis

3D toric code, decoded with Sweep-Matching and BP-OSD (courtesy Joschka for the Idpc library)

X-cube model, decoded with BP-OSD





CODE BOUNDARIES & SUBTHRESHOLD SCALING

Pure Z logicals

Question: what is the infinite-bias distance of those Clifford-deformed codes?

Answer: it depends on the boundary conditions & lattice dimensions

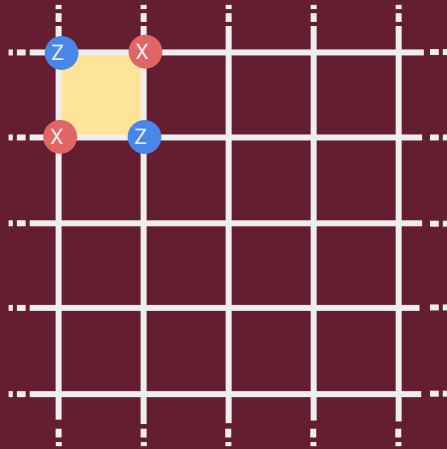
Example: coprime-XZZX

Pure Z logicals

Question: what is the infinite-bias distance of those Clifford-deformed codes?

Answer: it depends on the boundary conditions & lattice dimensions

Example: coprime-XZZX

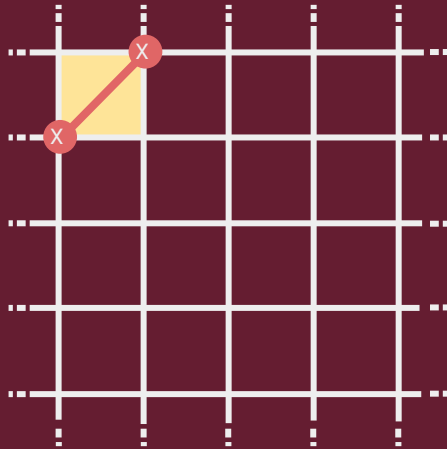


Pure Z logicals

Question: what is the infinite-bias distance of those Clifford-deformed codes?

Answer: it depends on the boundary conditions & lattice dimensions

Example: coprime-XZZX

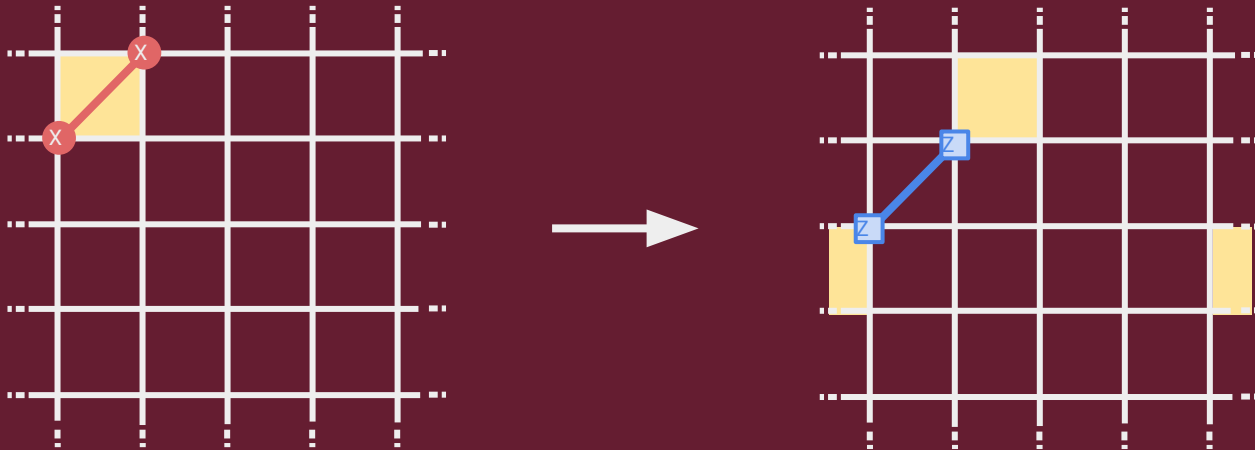


Pure Z logicals

Question: what is the infinite-bias distance of those Clifford-deformed codes?

Answer: it depends on the boundary conditions & lattice dimensions

Example: coprime-XZZX

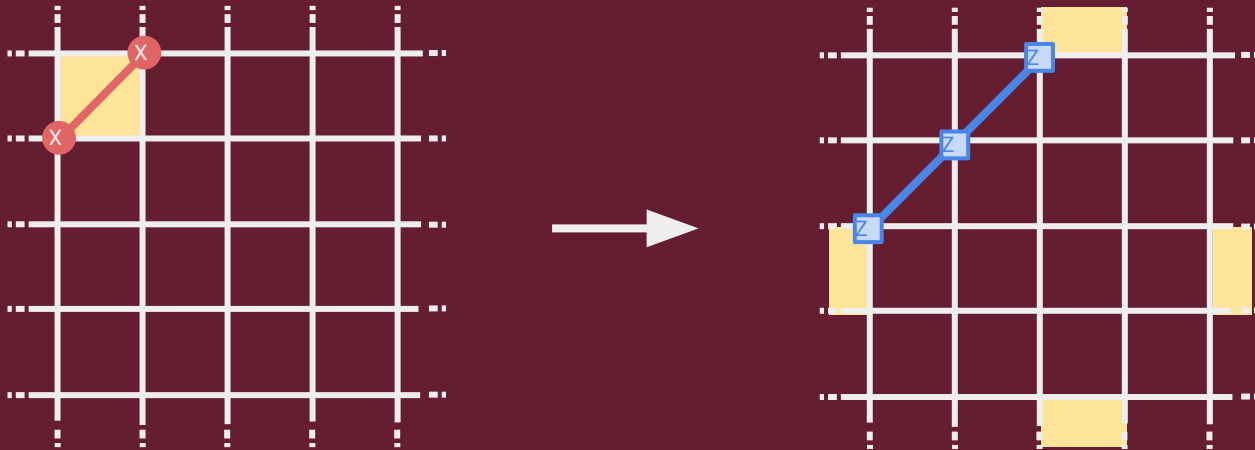


Pure Z logicals

Question: what is the infinite-bias distance of those Clifford-deformed codes?

Answer: it depends on the boundary conditions & lattice dimensions

Example: coprime-XZZX

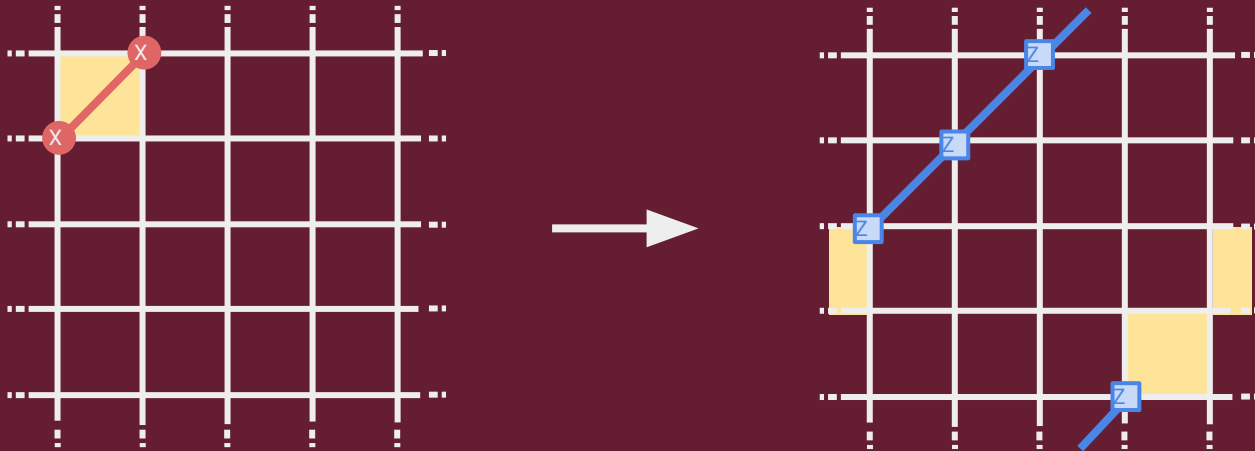


Pure Z logicals

Question: what is the infinite-bias distance of those Clifford-deformed codes?

Answer: it depends on the boundary conditions & lattice dimensions

Example: coprime-XZZX

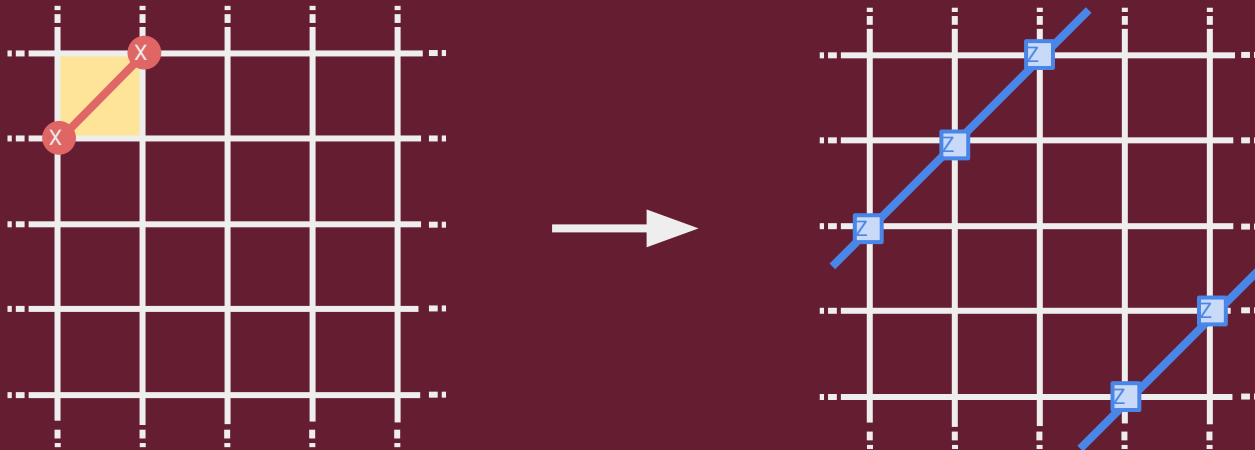


Pure Z logicals

Question: what is the infinite-bias distance of those Clifford-deformed codes?

Answer: it depends on the boundary conditions & lattice dimensions

Example: coprime-XZZX

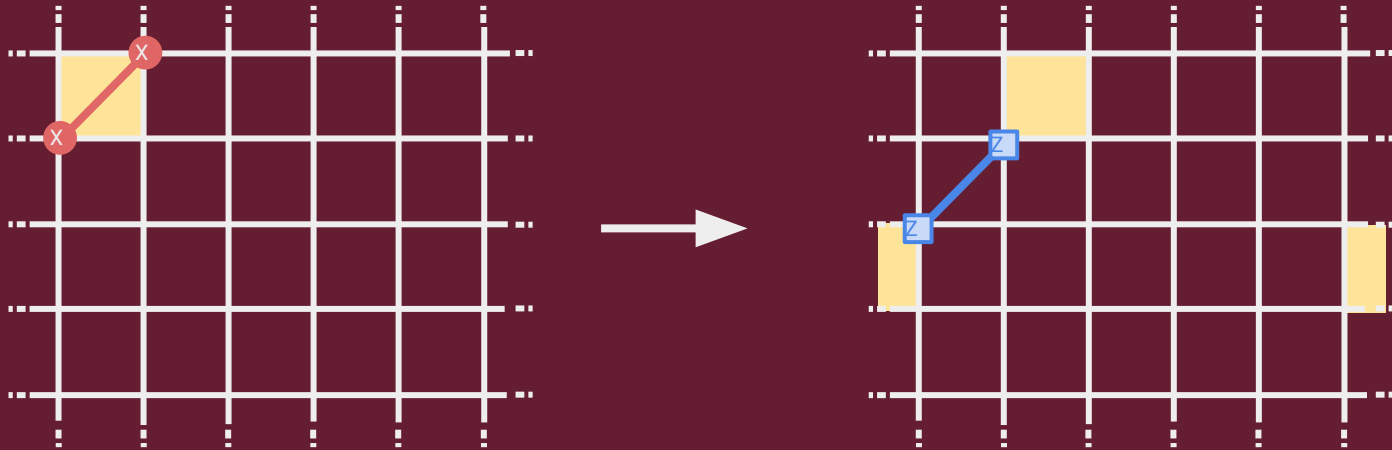


Pure Z logicals

Question: what is the infinite-bias distance of those Clifford-deformed codes?

Answer: it depends on the boundary conditions & lattice dimensions

Example: coprime-XZZX

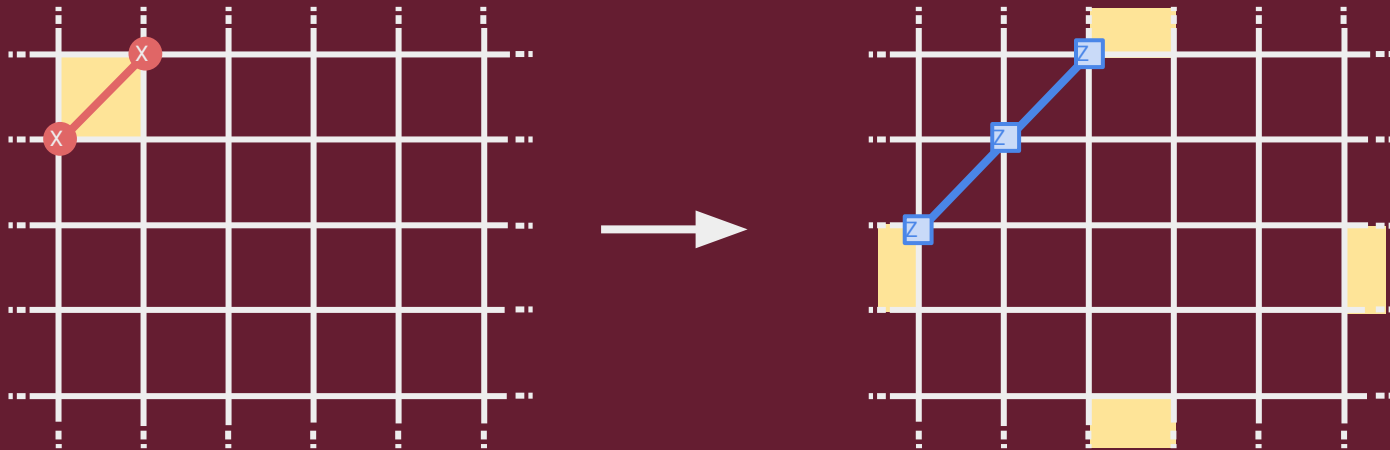


Pure Z logicals

Question: what is the infinite-bias distance of those Clifford-deformed codes?

Answer: it depends on the boundary conditions & lattice dimensions

Example: coprime-XZZX

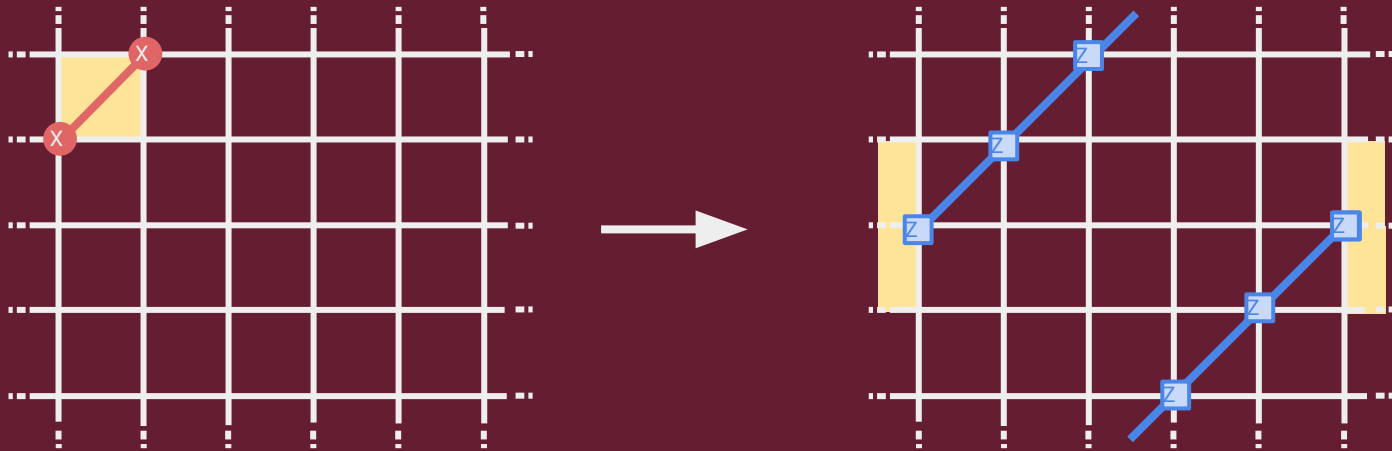


Pure Z logicals

Question: what is the infinite-bias distance of those Clifford-deformed codes?

Answer: it depends on the boundary conditions & lattice dimensions

Example: coprime-XZZX

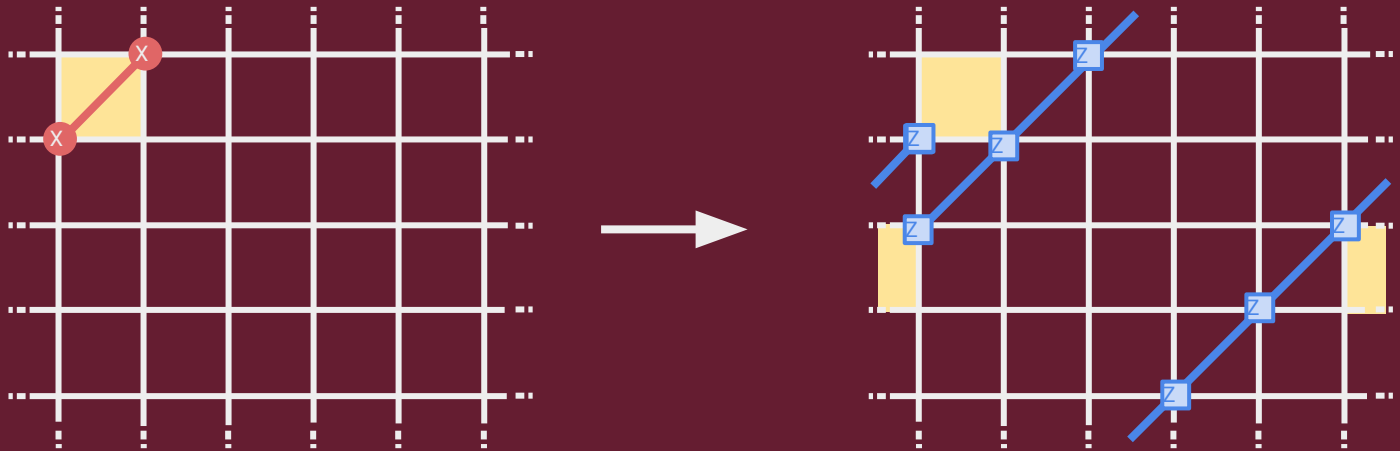


Pure Z logicals

Question: what is the infinite-bias distance of those Clifford-deformed codes?

Answer: it depends on the boundary conditions & lattice dimensions

Example: coprime-XZZX

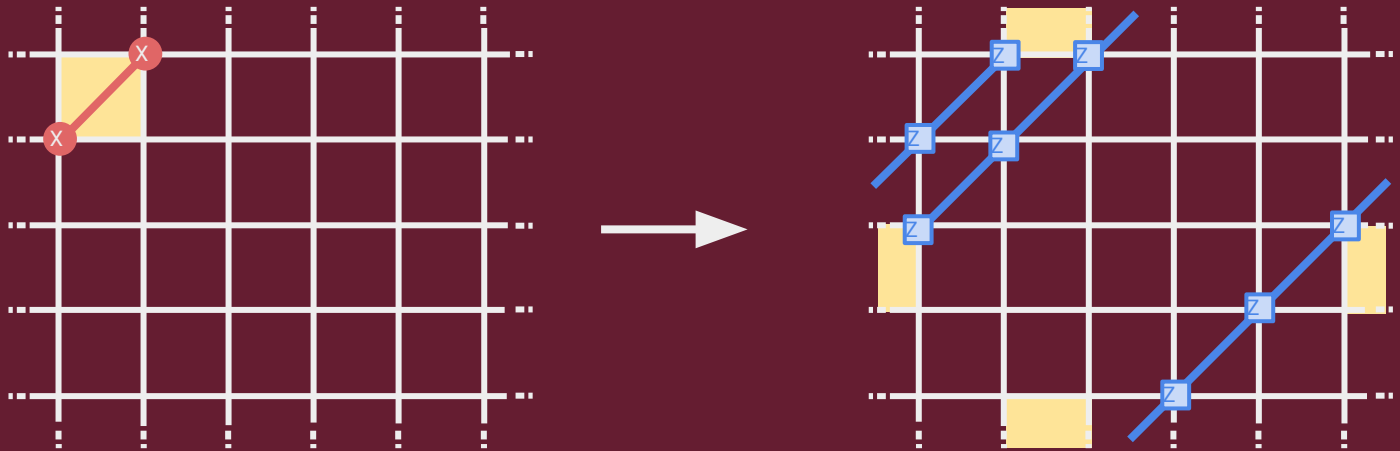


Pure Z logicals

Question: what is the infinite-bias distance of those Clifford-deformed codes?

Answer: it depends on the boundary conditions & lattice dimensions

Example: coprime-XZZX

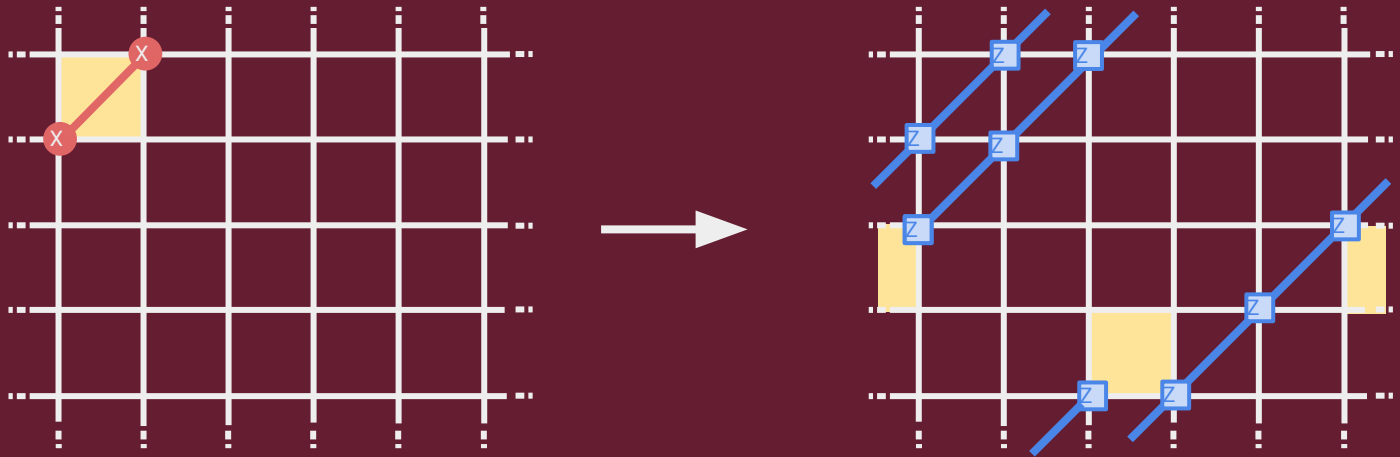


Pure Z logicals

Question: what is the infinite-bias distance of those Clifford-deformed codes?

Answer: it depends on the boundary conditions & lattice dimensions

Example: coprime-XZZX

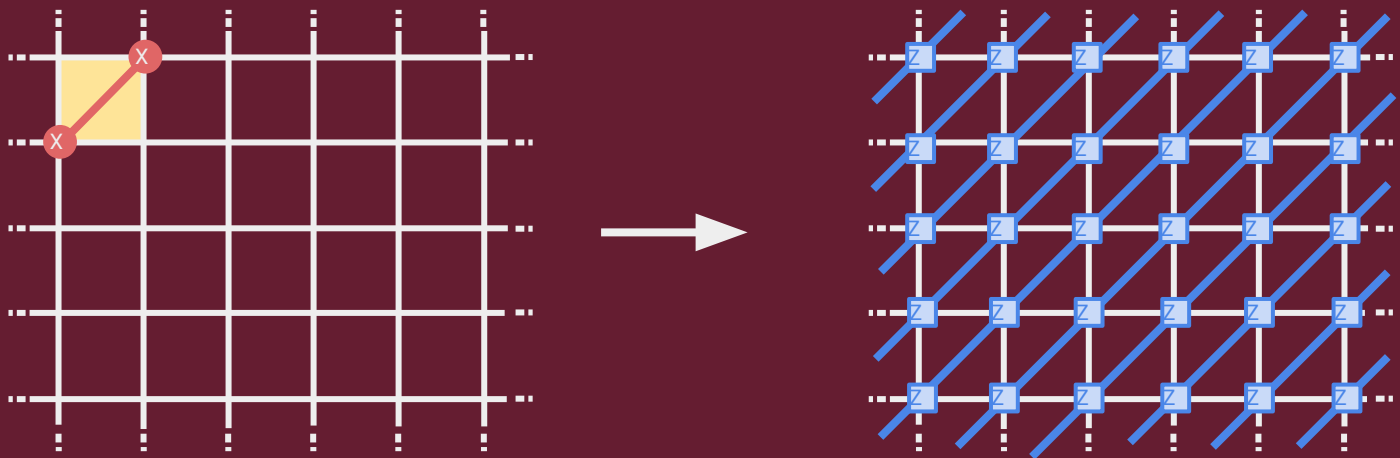


Pure Z logicals

Question: what is the infinite-bias distance of those Clifford-deformed codes?

Answer: it depends on the boundary conditions & lattice dimensions

Example: coprime-XZZX



Pure Z logicals

Question: what is the infinite-bias distance of those Clifford-deformed codes?

Answer: it depends on the boundary conditions & lattice dimensions

Example: coprime-XZZX

Consequences: improved subthreshold scaling at infinite bias

$$\bar{p} \propto e^{-\alpha N}$$

Pure Z logicals

Question: what is the infinite-bias distance of those Clifford-deformed codes?

Answer: it depends on the boundary conditions & lattice dimensions

Example: coprime-XZZX

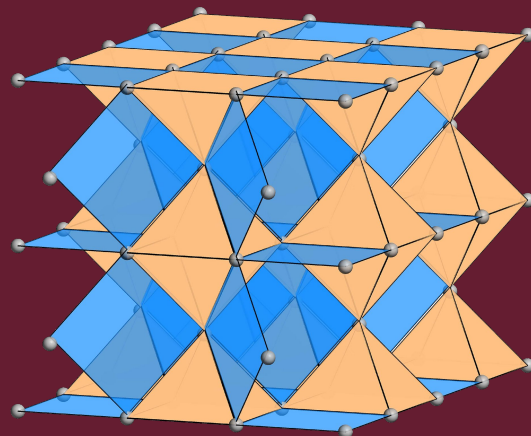
Consequences: improved subthreshold scaling at infinite bias

$$\bar{p} \propto e^{-\alpha N}$$

Our work: coprime rotated 3D toric code

Pure Z logical supported on $O(N)$ qubits if the lattice has dimensions

$$(4n + 1) \times (4n + 2) \times L_z \text{ or } (4n + 2) \times (4n + 3) \times L_z$$



Discussion


In conclusion:

1. 3D codes have many useful properties, such as single-shot QEC, transversal T and partial self-correction, but a setting where they are better than 2D codes is yet to be found
2. They naturally improve under biased noise, but for very large bias, we found Clifford-deformation that can push their performance even further
3. Symmetries and weight-reduction can be used to show that Clifford-deformed codes have a 50% threshold

Open questions:

1. All costs taken into account (circuit-level noise, gates, etc.), can 3D codes have an advantage compared to 2D codes under biased noise?
2. Do all stabilizer codes have a deformed version with 50% threshold?

THANKS



3D code visualizer available at: <https://gui.quantumcodes.io>



PanQEC ^{BETA}

QEC made deliciously easy



github.com/panqec

Interactive tool: gui.quantumcodes.io



PanQEC ^{BETA}



Interactive visualization of codes and decoders

- ▶ Interactively insert & decode errors on 2D & 3D codes
- ▶ Helpful to debug code & decoders
- ▶ Useful to test research ideas
- ▶ Educational tool to learn QEC



Simple & performant simulator

- ▶ Thresholds computable with only a few lines of code
- ▶ Tools to submit and track jobs on the cluster
- ▶ Analysis and plotting toolbox



Large collection of codes

- ▶ Many variants of the 2D and 3D surface & color codes
- ▶ Fractons codes
- ▶ More codes to come soon... (fermionic codes, hypergraph product codes, etc.)

Interactive tool: gui.quantumcodes.io